

# albedor

thermo formed cabinet doors



achieve the winning look  
with albedor cabinet doors

effective 1st April 2012



[www.albedor.com.au](http://www.albedor.com.au)

# Achieve the winning look with **Albedor** cabinet doors

## OUR COMMITMENT TO QUALITY

### Albedor Industries Pty Ltd Code of Ethics

At all times, customers will receive prompt, courteous service, and value for money.

We aspire to provide the highest standard of design, workmanship and service.

We provide a safe and friendly work environment.

Strict adherence to recognised industry practices.

Constant commitment to design and product development.

## Quality

Albedor Industries is an Australian family business which has been manufacturing quality cabinet doors and panels since 1979.

At Albedor, we've built our success on a simple philosophy: never compromise on quality and style.

The use of materials of excellent quality combined with the latest technology, enable Albedor to produce routed thermo-formed doors of exceptional standard.

Albedor is well known in the cabinet making industry for our stable lead times and consistent output, which makes it an attractive proposition for cabinet makers, builders and architects who need to know their products will be available as planned.

# Guarantee



Albedor Industries Thermo Formed doors are covered by an express warranty in the terms below.

This warranty is provided by Albedor Industries Pty Ltd (“Albedor”) ACN 007 136 521. The benefits under this warranty (including its express duration) are in addition to and not intended to limit any other rights or remedies of consumers under a law in relation to which the warranty relates.

Albedor Industries Pty Ltd warrants that the door product is substantially free from defects for a period of 7 years from the date of first installation of the door. To the extent permitted at law, and subject to the following paragraph, Albedor Industries will, at its election repair or replace goods that are defective.

Our goods come with guarantees that cannot be excluded under the Australian Consumer Law. You are entitled to replacement or refund for a “major failure” and compensation for any other reasonably foreseeable loss or damage. You are also entitled to have the goods repaired or replaced if goods fail to be of acceptable quality and the failure does not amount to a major failure.



The term “major failure” is defined in the Australian Consumer Law and includes but is not limited to where the goods are substantially unfit for the purpose for which such goods are commonly supplied and cannot easily and within a reasonable time be remedied to make them fit for such a purpose, or where the goods are unsafe.

The warranty does not cover defects or problems that arise due to you or any person installing the product (other than Albedor ) causing the product to become of unacceptable quality, such as failure to take reasonable care of the product or damage caused by abnormal use or installation of the product.

*For warranty to be honoured you must:*

- Contact Albedor Industries by mail, phone or email as follows:  
7 Research Drive, Croydon South Vic 3136  
PO Box 1264 Croydon Vic 3136  
Ph: 03 9761 6330  
email: [albedor@albedor.com.au](mailto:albedor@albedor.com.au)
- Submit proof of purchase: and
- Bear the costs associated with making the warranty claim (such as the sending in of proof of purchase).

We will then make a determination as to refund, replacement or repair in accordance with the above.



# Colours and Finishes

Albedor offers a vast range of the latest colours. As the colour range is constantly updated, please visit the Albedor website for the complete current range of colours and finishes.



**View the Albedor Website for:**

**Door Designs  
Kitchen Gallery  
Colours and Finishes  
True Reflections  
New, Tips and More  
Trade Area**

**Register as a member of the Albedor Website to receive exclusive access to Trade Only Area.**

**Website: [www.albedor.com.au](http://www.albedor.com.au)**






Door Design – Holly Finish – Gloss White and Bitter Black



Door Design – Holly Finish – Gloss White



Holly (2mm Pencil Round)



Kacey (5mm Pencil Round)




Brooke (Chamfer)



Emma (Ogee)



Kimberley (10mm Round)



Lisa (Classic)



Marie (Step Pencil Round)



The **'simply smooth'** range offers soft, clean and crisp detailed edge profiles providing functionality and style, for easy maintenance, which gives you a contemporary yet timeless look.

Note: The Kimberley door is the only design in our range without a rounded safety corner.

# Simply Smooth




Holly



Kacey



Brooke



Emma



Kimberley



Lisa



Marie



Door Design – Holly Finish – Satin White



Door Design – Holly Finish – Gloss Slate



Olivia



Louise



Megan



Olivia



Louise



Megan

For a sleek modern design with practicality and durability the '**olivia**, **louise** and **megan**' profile doors adds an extra dimension with bevelled edges and routed lines creating depth and definition. Creating clean defined lines gives a contemporary look maintaining beauty and integrity for many years to come.



Door Design – Olivia Finish – Gloss White





Dorie Square



Dorie Arched



Sarah Square



Sarah Arched



# Understated Elegance

With a selection of round cornered doors the **'understated elegance'** range features the **'alexandra'** and **'dorie'** designs creating soft linear lines whilst the **'angela'** and **'sarah'** designs are contemporary styling at its finest quality.



Alexandra Square



Alexandra Arched



Angela Square



Angela Arched



▲ Not available in gloss finish



Alison Square



Alison Arched



Chloe Square



Chloe Arched



The **'style and prestige'** range represents profiles with square cornered routes, with the availability to select all finishes in this category, your kitchen will make a statement.

From modern and contemporary styles this elegant range of doors will please everyone's style.

# Style and Prestige



Gemma Square



Gemma Arched



Kelly Square



Kelly Arched





Door Design – Kelly Square Finish – Alabaster



Door Design – Chloe Square Finish – Antique White



Madison Square



Madison Arched



Mallory Square



Mallory Arched

# Inspirational

The '**inspirational**' range features modern and bold routed profiles with clean lines creating depth and simple elegance. Suited to any décor this range will be the focal point of your kitchen.



Michelle Square



Michelle Arched



Simone Square



Simone Arched



▲ Not available in gloss finish



Door Design – Madison Square Finish – Antique White



Door Design – Madison Square Finish – Designer White



Belinda Square ● ▲



Belinda Arched ● ▲



Monique Square ● ▲



Monique Arched ● ▲



Rachel Square ● ▲



Rachel Arched ● ▲



Sheree Square ▲



Sheree Arched ▲



Door Design – Belinda Square with Regency Lines Finish – Designer White

● Not available in satin finish ▲ Not available in gloss finish



Belinda Square WL ●▲



Belinda Arched WL ●▲



Monique Square WL ●▲



Monique Arched WL ●▲



Sheree Square WL ▲



Sheree Arched WL ▲



Rachel Square WL ●▲



Rachel Arched WL ●▲



# Timeless Classic

With highly intricate detail the **'timeless classic'** range features recessed centre panels that has a traditional feel. Be inspired with perfection and detail, with precise craftsmanship creating warmth and a welcoming style to your home.

Further enhancing the recessed centre panel with the inclusion of lines creating a provincial style with Old-World charm.



Door Design – Belinda Square with Lines and Bolection Mould Finish – Antique White



Door Design – Belinda Square with Lines and Bolection Mould Finish – Antique White





Carol



Cassandra



Tanya



The soft shallow grooves that the 'linear designs' range offers are simple but yet sophisticated. Easy maintenance ensuring your doors will last the test of time.

# Linear Designs

## Modern Simplicity

Clean, straight lines keeping with a minimalist design the 'modern simplicity' range creates a uniformed look, making your kitchen feel clean, fresh and modern.



Amy



Claire



Erin



▲ Not available in gloss finish



Double Arched – Kelly



Rounded – Belinda ● ▲



Double Round – Michelle ▲



Bolection Mould – Alison Square



Bolection Mould – Monique Square ● ▲



With Accent Lines – Michelle Square ▲



With Lines – Dorie Square



With Regency Lines – Belinda Square ● ▲



With Tails – Madison Square ▲



With Line & Tails – Monique Square ● ▲

# Variations

All door designs available in **square** or **arched** profile are also available in **double arched, round** or **double round** providing a unique range of doors.

A smooth continuous curve along the top or top and bottom edge of the route maintains a sleek finish.

With the addition of **bolection mould** to any square patterned door this creates a 25mm thick profile, creating intricate definition.

Create variations to any **square, arched, double arched, round** or **double round** profile door by adding lines, tails and speciality lines. Add one or use various combinations to make your kitchen visually appealing and stand out from the rest.

● Not available in satin finish ▲ Not available in gloss finish



Door Design – Michelle Square with 1 Accent Line on frame only



Door Design – Belinda Square with Lines and Bolection Mould Finish – Antique White



Gayle



Kate



Melissa



Mia



Sally



Samantha



Elizabeth



Karen



Terrie



# Unique Profiles

The soft framed doors in the 'unique profiles' range creates a mitred frame effect. Giving this selection of doors a unique presence and quality. Creating a and individual look this range is sure to cater to any one's taste.


# Drawers



**Type A –**  
Drawer set as one slice through



**Type B –**  
Drawer set as Individual



Door Design – Chloe Square  
Finish – Antique White

**Type B Drawer Set**

**Please Note:** Height restrictions vary in relation to design profile when selecting an individual Type B drawer bank.

**Please Note:** Drawers are manufactured to match your selected profile.

# Options



**Decorative Trim**



**Decorative Kicker**




**Fret Work**



**Cap Moulds**



**Decorative Flutes**



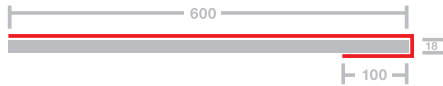
**Decorative Kicker**

Door Design – Monique Square with Bolection Mould  
Finish – Antique White

# Wrap Around Panels

Albedor's latest innovative design technology enables panels to have a continuous fold on the return side without any unsightly joins.

Available in nominated thicknesses, perfect for Fridge Panels, seen Pantry Panels, Island End Panels, Shelving and Decorative Pieces for furniture.




Manufactured to your specifications. Sizes and Edge patterns shown are examples only.



Wrap Around Panel Finish – Hacienda Black

## Frames



Standard –  
(Madison shown)



Colonial –  
(Madison shown)

**Please Note:** Frames are manufactured to match your selected profile.

## Wine Rack System



Wine Rack System

Albedor allows you to custom size your wine racking to best fit your available space.

Modern, simplicity and style combine the latest finishes with matching or contrast edging to your wine rack today.

Achieve the winning look with  
Albedor **Quality Cabinet Doors**

# Care & Cleaning



## 'THERMO-FORMED DOORS'

To ensure your Albedor doors look as radiant in the years to come as they do today, please follow these simple instructions.

**Note:** Failure to follow any of the instructions will void the warranty

Your *Thermo Laminated* doors are manufactured from the highest quality materials and designed to provide years of trouble free service.

Whilst your doors are made from a highly Moisture Resistant Medium Density Fibreboard (MRMDF) and as with any wood based panel, cannot be made totally waterproof, care should be taken to wipe up spills immediately, ensuring the doors are not exposed to high or continuous levels of moisture, steam and humidity.

For light or stubborn stains *Thermo Laminated* doors should be cleaned as follows:

### Light Stains

Wipe down using a damp soft cloth containing warm soapy water. Dry using a soft cloth so as not to leave any water on the door(s).

Alternatively, spray surface with Vuplex Plastic Cleaner & Antistatic Polish and wipe over with a Microfibre Cloth.

### Stubborn Stains

For stubborn stains eg. ballpoint ink, a cotton bud soaked in methylated spirits can be used on the stain area and washed away immediately.

To ensure that your Warranty will not be void, **DO NOT** use any of the following on *Thermo Laminated* doors: Abrasive Cleaners (eg. Ajax, Jif etc), Scouring Pads or Abrasive Papers, Solvents, Thinners, Turpentine (Turps), Ammonia, Bleach, Acetone, Mek and any other cleaning agents containing Organic Solvents or the above mentioned products.

To ensure 100% customer satisfaction of Thermo Laminated doors please adhere to the following guidelines for Storage, Maintenance, Design and Installation.

### Storage and Maintenance

- Care should be taken to avoid leaning large doors against the wall with other small doors leaning against it, this could cause additional bowing.
- When stacking doors they are to be stacked face to face.
- Care should be taken not to slide doors while hinging as this could scratch the face.
- The protective coating supplied on Full Gloss and Satin Foil wrapped doors should not be removed until installation is complete to reduce the chance of scratching or damaging.
- Avoid contact with sharp items and objects.

### Design

Areas where *Thermo Laminated* doors/panels will be used should be designed so that they are not exposed to steam, direct heat or prolonged humidity. When designing a kitchen, care should be taken so *Thermo Laminated* items are not positioned close to appliances that give off steam (eg. water jugs) and heat (eg. cupboard doors and panels close to a gas cooker).

### Installation

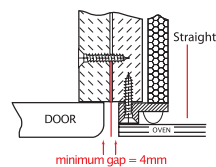
Flush Mounted and Under Bench Ovens with Front Panel Exhausts. Many ovens on the market do not have a fitted 'Baffle' surrounding the oven door, and excessive heat is convected to the surrounding cabinetry and doors/panels.

*Thermo Laminated* doors are manufactured to meet current European Standards for heat resistance (UNI9242), which requires the door to withstand a temperature of 70°C for 4 hours.

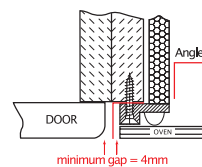
When ovens convect heat greater than 70°C, it can cause the foil to shrink back or peel away from the door or panel

Heat deflector strips are available from door manufacturers to be installed for ovens of this nature (see diagrams below)

#### Method 1



#### Method 2



Failure to install heat deflectors in either above method where required will void the warranty.

### Cooktops and Rangehoods

Doors and end panels should not be installed in close proximity (less than 650mm) to a cooktop. When doors and panels are installed around a cook top in accordance with above, a 900mm DUCTED rangehood exhaust should be installed (recirculating rangehoods are not recommended).

Hot plates should not be used without the rangehood exhaust fan being switched on.

Retractable rangehoods must also be turned on and the panel pulled out to the full extension - otherwise they convect heat through the sides and directly onto doors/panels.

Appliances such as electric fry pans and portable electric grills should only be used under an activated rangehood exhaust fan. Similarly toasters used in proximity can have the heat build up reduced by activating the exhaust fan.

A cool down period is recommended after long use to prevent any heat build up close to panels/ doors.

Failure to use the rangehood or follow any of the above guidelines will void the warranty on doors and panels.

### Use of Melamine Materials for Panels

Please note that when matching different materials such as Melamine Board with *Thermo Laminated* foils variations may occur in colour, finish and UV stability.

We recommend that where possible, *Thermo Laminated* Foils be used throughout an installation to achieve a perfect match.

### IMPORTANT NOTE:

To ensure your warranty will not be void, this Care Instructions sheet must be forwarded on to the end user.

**DISTRIBUTED BY:**



**ALBEDOR INDUSTRIES PTY LTD**

7 Research Drive, Croydon South VIC 3136  
PO Box 1264, Croydon VIC 3136

phone (03) 9761 6330

fax (03) 9761 6331

email [albedor@albedor.com.au](mailto:albedor@albedor.com.au)

[www.albedor.com.au](http://www.albedor.com.au)

Should you wish to see our entire range of doors, call us for details