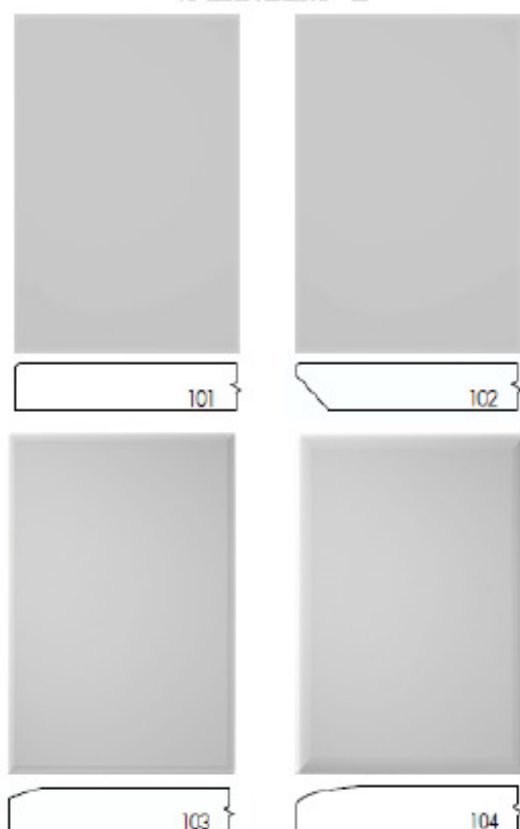


LUXXE DOORS



SERIES 1



SERIES 2



SERIES 3



SERIES 4



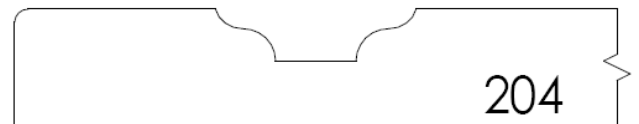
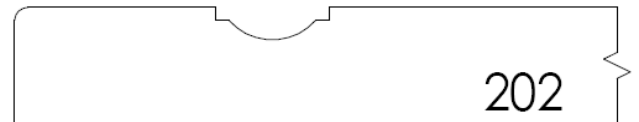
LUXXE DOORS

Cabinet Door Edge & Face Profiles

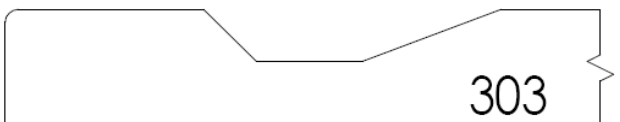
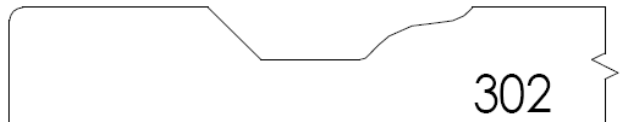
Group 1



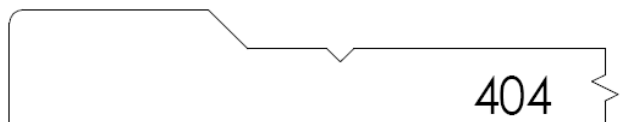
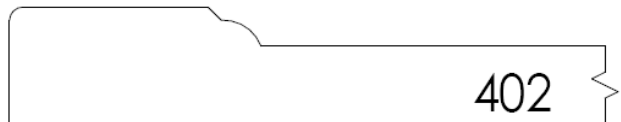
Group 2



Group 3



Group 4



60mm Standard Rails

60mm Standard Rails

Group 2 and 3 Profiles are Available in Square, Single or Double Arched and Single or Double Curved Designs

Group 4 Profiles are Available in Square, Single Arched and Single Curved Designs

DRAWER BANKS

STYLE A

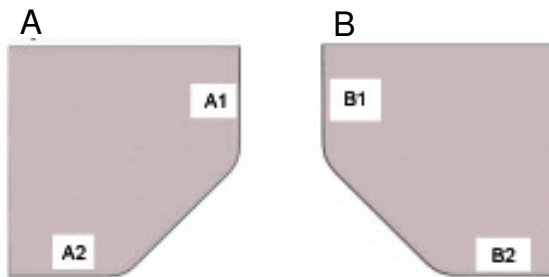


STYLE B

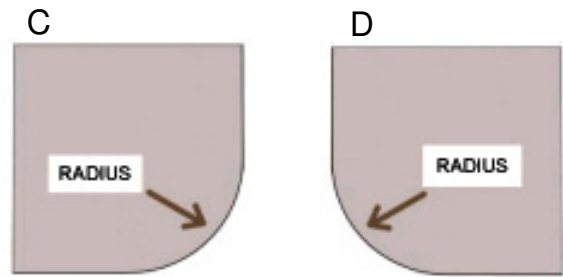


SHELVES

ANGLED SHELF




RADIUS SHELF




GLASS DOOR FRAMES

SINGLE FRAME



COLONIAL FRAME



CARE AND CLEANING

If any marks appear, please try to remove the mark using the following method.
Mix a mild solution of dish washing liquid and warm water. Using a lint free soft cloth gently try to get rid of mark.

If this does not remove the mark then it is recommended to contact the manufacturer for assistance.

Terms & Special Conditions

Note: ALL Prices are EXCLUDING GST

Paint return pricing - Total width to include return.

E.g. Width is between 401-500mm plus 100mm return = 501-600mm width pricing.

25mm or 32 mm thickness - POA

Single glass frames priced at Series 2 paint face

4 & 6 cell glass frames priced at Series 4 + 10% paint face

Shelves - angle & radius - priced at Series 2

Reverse Bevel (102) - \$6 per panel

Fillers & kickers up to 150w (paint only) - \$10 lineal mtr

Solid colours e.g. Blue, Red, Yellow + 20%

Pearl Based paints + 70%

Metallic based paints - POA

Corbels (paint only) - \$130 each

Mouldings (paint only) - \$65 lineal mtr

Columns (paint only) - \$65 lineal mtr

Painting Roller Door to match - \$150 to 1 sq mtr then \$200 if over

Roller Door Surround priced at Series 2 paint face

MINIMUM CHARGE PER ORDER - \$250.00

Prices DO NOT INCLUDE Packing for COUNTRY ORDERS

Prices DO NOT INCLUDE ANY DELIVERY CHARGES

Prices are based on COLLECT from OSBORNE PARK warehouse



Head Office — 39 Howe Street Osborne Park WA

Email — hardware@galvinhw.com.au

Phone — 08 9446 6333

Fax — 08 9446 8865

LUXXE DOORS

Luxxe Doors is a locally owned family business located in Western Australia.

To ensure the highest quality of work is achieved we use locally sourced, Australian made 18mm double sided white satin MR MDF board for panels which is an environmentally friendly board (EO Board).

Luxxe doors uses a polyurethane paint.

The paint is also an Australian made product.

We offer an unlimited range of colours, all colours can be matched to samples provided.

Colours may have slight variations to samples;

Gloss levels

Transparent samples

Plastic Samples

Glass samples

Paint manufacturer's sample may vary between batches.

Colour sample to be supplied when matching to any existing paint work.

All colour matching is done professionally and to the best of our ability
to give our customers the best colour match possible.

Luxxe Doors offers a 7 year limited manufacturer's warranty.





LUXXE DOORS

Order Form

Page Number ____ of ____

Head Office - 39 Howe St Osborne Park WA

Phone: 08 9446 6333 Fax 08 9446 8865

hardware@galvinhw.com.au

Office Use Only

Order#

Job #

Customer : _____ Purchase Order : _____

Address : _____ Phone : _____

Contact Name : _____ Signature : _____

A new form is required for each different profile and colour. All doors and panels are 18mm thick.

Series : _____ Edge : _____

Colour : _____ Brand : _____

Gloss Level: 10% 30% 60% 100% Texture (please circle the option required)

Qty	Height (mm)	Width (mm)	Edges					100mm Return	Painted Both Sides	Details
			T	B	L	R	All			
a										
b										
c										
d										
e										
f										
g										
h										
i										
j										
k										
l										
m										
n										
o										
p										
q										
r										
s										
t										
u										
v										
w										
x										
y										
z										

Tick boxes to indicate an edge profile

LUXXE DOORS

Proudly supplied by



Head Office — 39 Howe Street Osborne Park WA

Email — hardware@galvinhw.com.au

Phone — 08 9446 6333

Fax — 08 9446 8865