

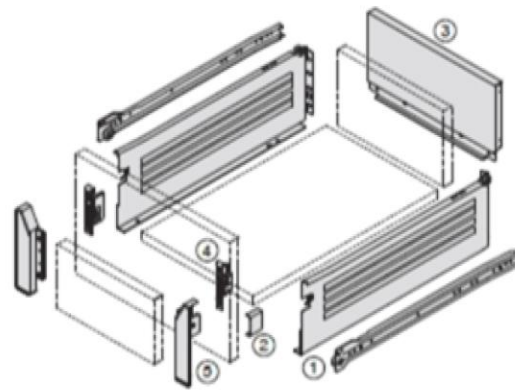
# IMPAZ













## Standard Drawer / Inner Drawer U - Single Extension



IMPAZ

- Single extension
- Steel drawer side panels 149mm
- Epoxy coated
- Load capacity of 30kg
- Self closing feature
- Flexible 2-dimensional front adjustment
- Smooth rolling mechanism
- Double out-stop safety feature
- Locked-in position when fully extended



① Cabinet Profile Drawer Side Left / Right :			
Drawer Length	Screw-on	Plug-in	
350mm	4620.35.XX	4621.35.XX	
400mm	4620.40.XX	4621.40.XX	
450mm	4620.45.XX	4621.45.XX	
500mm	4620.50.XX	4621.50.XX	
550mm	4620.55.XX	4621.55.XX	
② 	<b>Cover Cap-plain for Standard brackets</b>	③ 	<b>Steel Back</b>
	2X RBC.61040.XX		
	<b>Cover Cap-plain for Clip-on brackets</b>	<b>Cabinet Width</b> (149mm side panel)	<b>Article No.</b> Standard
	RBC.66040.XX	400mm	RSB62.336.XX
	Order Left & Right	450mm	RSB62.386.XX
		500mm	RSB62.436.XX
		550mm	RSB62.486.XX
		600mm	RSB62.536.XX
④ 	<b>Front Fixing Bracket - Standard</b>		
	 Screw-on RBF.11240.NI		
	 Press-in RBF.12240.NI		
	 Expansion RBF.13240.NI		
	Order Left & Right		
	<b>Front Fixing Bracket - Clip-on</b>		
	 Screw-on RBF.16040.NI		
	 Press-in RBF.17040.NI		
	 Expansion RBF.18040.NI		
	Order Left & Right		
⑤ 	<b>Front Fixing Bracket</b>		
	RBF.36040.XX		
	Order Left & Right		

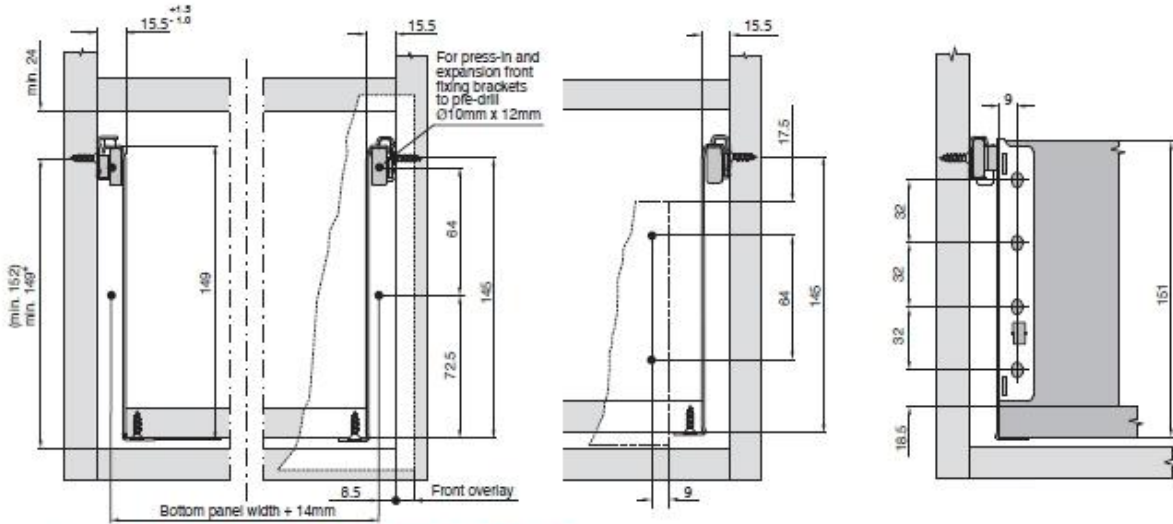
Colour Code XX  
Standard : 01 - R9010 White 21 - R7004 Grey 24 - R7037 Dust Grey  
Available upon request : 02 - R9001 Cream 32 - R9006 Grey Metalic

Space Requirements and Front Installation Dimensions

Back Installation Dimensions

IMPAZ

Inner Drawer



( ) Inner Drawer \* Add 8mm when used with 201.000 Drawer Front Looking Piece.

Cabinet Profile Screw Positions

Cutting Dimensions for 16mm Chipboard

Drawer Length

Min. Internal Cabinet Depth = Drawer Length + 3mm

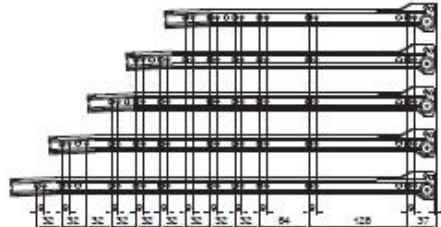
350mm

400mm

450mm

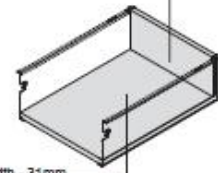
500mm

550mm



Standard Drawer

Back panel  
Width = Internal cabinet width - 31mm  
Height = 135mm

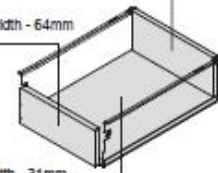


Bottom panel  
Width = Internal cabinet width - 31mm  
Length (wooden back) = Drawer length - 2mm  
Length (steel back) = Drawer length - 12mm

Inner Drawer

Back panel  
Width = Internal cabinet width - 31mm  
Height = 135mm

Front panel  
Width = Internal cabinet width - 64mm  
Height = 125mm



Bottom panel  
Width = Internal cabinet width - 31mm  
Length (wooden back) = Drawer length - 18mm  
Length (steel back) = Drawer length - 28mm

Pre-drilling Dimensions of Bottom Panel for Plug-in

Drilling Template see page 52

