



Bullet Bond Insta-Fix Activator

QUIN GLOBAL ASIA PACIFIC

Version No: 1.1

Safety Data Sheet according to WHS Regulations (Hazardous Chemicals) Amendment 2020 and ADG requirements

Chemwatch Hazard Alert Code: 4

Issue Date: 20/03/2023

Print Date: 20/03/2023

S.GHS.AUS.EN

SECTION 1 Identification of the substance / mixture and of the company / undertaking

Product Identifier

Product name	Bullet Bond Insta-Fix Activator
Chemical Name	Not Applicable
Synonyms	Not Available
Proper shipping name	AEROSOLS (contains LPG (liquefied petroleum gas))
Chemical formula	Not Applicable
Other means of identification	Not Available

Relevant identified uses of the substance or mixture and uses advised against

Relevant identified uses	2k Adhesive Activator
--------------------------	-----------------------

Details of the manufacturer or supplier of the safety data sheet

Registered company name	QUIN GLOBAL ASIA PACIFIC
Address	63 Hinckman Street Queanbeyan, NSW 2620 Australia
Telephone	+61 2 6175 0574
Fax	Not Available
Website	www.quinglobal.com
Email	sales@quinglobal.com.au

Emergency telephone number

Association / Organisation	CHEMWATCH EMERGENCY RESPONSE (24/7)
Emergency telephone numbers	+61 1800 951 288
Other emergency telephone numbers	+61 3 9573 3188

Once connected and if the message is not in your preferred language then please dial 01

SECTION 2 Hazards identification

Classification of the substance or mixture

Poisons Schedule	Not Applicable
Classification [1]	Specific Target Organ Toxicity - Single Exposure (Narcotic Effects) Category 3, Hazardous to the Aquatic Environment Long-Term Hazard Category 2, Specific Target Organ Toxicity - Repeated Exposure Category 2, Skin Corrosion/Irritation Category 2, Reproductive Toxicity Category 2, Serious Eye Damage/Eye Irritation Category 2B, Aspiration Hazard Category 1, Carcinogenicity Category 2, Aerosols Category 1
Legend:	1. Classified by Chemwatch; 2. Classification drawn from HCIS; 3. Classification drawn from Regulation (EU) No 1272/2008 - Annex VI

Label elements

Hazard pictogram(s)	
Signal word	Danger

Hazard statement(s)

H336	May cause drowsiness or dizziness.
------	------------------------------------

Bullet Bond Insta-Fix Activator

H411	Toxic to aquatic life with long lasting effects.
H373	May cause damage to organs through prolonged or repeated exposure. (Respiratory system) (Inhalation)
AUH044	Risk of explosion if heated under confinement.
H315	Causes skin irritation.
H361f	Suspected of damaging fertility.
H320	Causes eye irritation.
H304	May be fatal if swallowed and enters airways.
H351	Suspected of causing cancer.
H222+H229	Extremely flammable aerosol. Pressurized container: may burst if heated.

Precautionary statement(s) Prevention

P201	Obtain special instructions before use.
P210	Keep away from heat, hot surfaces, sparks, open flames and other ignition sources. No smoking.
P211	Do not spray on an open flame or other ignition source.
P251	Do not pierce or burn, even after use.
P260	Do not breathe mist/vapours/spray.
P271	Use only outdoors or in a well-ventilated area.
P280	Wear protective gloves and protective clothing.
P273	Avoid release to the environment.
P264	Wash all exposed external body areas thoroughly after handling.

Precautionary statement(s) Response

P301+P310	IF SWALLOWED: Immediately call a POISON CENTER/doctor/physician/first aider.
P331	Do NOT induce vomiting.
P308+P313	IF exposed or concerned: Get medical advice/ attention.
P305+P351+P338	IF IN EYES: Rinse cautiously with water for several minutes. Remove contact lenses, if present and easy to do. Continue rinsing.
P312	Call a POISON CENTER/doctor/physician/first aider/if you feel unwell.
P337+P313	If eye irritation persists: Get medical advice/attention.
P391	Collect spillage.
P302+P352	IF ON SKIN: Wash with plenty of water and soap.
P304+P340	IF INHALED: Remove person to fresh air and keep comfortable for breathing.
P332+P313	If skin irritation occurs: Get medical advice/attention.
P362+P364	Take off contaminated clothing and wash it before reuse.

Precautionary statement(s) Storage

P405	Store locked up.
P410+P412	Protect from sunlight. Do not expose to temperatures exceeding 50 °C/122 °F.
P403+P233	Store in a well-ventilated place. Keep container tightly closed.

Precautionary statement(s) Disposal

P501	Dispose of contents/container to authorised hazardous or special waste collection point in accordance with any local regulation.
------	--

SECTION 3 Composition / information on ingredients

Substances

See section below for composition of Mixtures

Mixtures

CAS No	%[weight]	Name
68476-85-7.	45-65	LPG (liquefied petroleum gas)
110-54-3	40-60	n-hexane
99-97-8	1.5-3	N,N-dimethyl-p-toluidine

Legend: 1. Classified by Chemwatch; 2. Classification drawn from HCIS; 3. Classification drawn from Regulation (EU) No 1272/2008 - Annex VI; 4. Classification drawn from C&L; * EU IOELVs available

SECTION 4 First aid measures

Description of first aid measures

Eye Contact	<p>If aerosols come in contact with the eyes:</p> <ul style="list-style-type: none"> ▶ Immediately hold the eyelids apart and flush the eye continuously for at least 15 minutes with fresh running water. ▶ Ensure complete irrigation of the eye by keeping eyelids apart and away from eye and moving the eyelids by occasionally lifting the upper and lower lids. ▶ Transport to hospital or doctor without delay. ▶ Removal of contact lenses after an eye injury should only be undertaken by skilled personnel.
-------------	---

Continued...

Bullet Bond Insta-Fix Activator

Skin Contact	<p>If solids or aerosol mists are deposited upon the skin:</p> <ul style="list-style-type: none"> ▶ Flush skin and hair with running water (and soap if available). ▶ Remove any adhering solids with industrial skin cleansing cream. ▶ DO NOT use solvents. ▶ Seek medical attention in the event of irritation.
Inhalation	<p>If aerosols, fumes or combustion products are inhaled:</p> <ul style="list-style-type: none"> ▶ Remove to fresh air. ▶ Lay patient down. Keep warm and rested. ▶ Prostheses such as false teeth, which may block airway, should be removed, where possible, prior to initiating first aid procedures. ▶ If breathing is shallow or has stopped, ensure clear airway and apply resuscitation, preferably with a demand valve resuscitator, bag-valve mask device, or pocket mask as trained. Perform CPR if necessary. ▶ Transport to hospital, or doctor.
Ingestion	<p>Not considered a normal route of entry.</p> <ul style="list-style-type: none"> ▶ If spontaneous vomiting appears imminent or occurs, hold patient's head down, lower than their hips to help avoid possible aspiration of vomitus. ▶ Avoid giving milk or oils. ▶ Avoid giving alcohol.

Indication of any immediate medical attention and special treatment needed

For petroleum distillates

- In case of ingestion, gastric lavage with activated charcoal can be used promptly to prevent absorption - decontamination (induced emesis or lavage) is controversial and should be considered on the merits of each individual case; of course the usual precautions of an endotracheal tube should be considered prior to lavage, to prevent aspiration.
- Individuals intoxicated by petroleum distillates should be hospitalized immediately, with acute and continuing attention to neurologic and cardiopulmonary function.
- Positive pressure ventilation may be necessary.
- Acute central nervous system signs and symptoms may result from large ingestions of aspiration-induced hypoxia.
- After the initial episode, individuals should be followed for changes in blood variables and the delayed appearance of pulmonary oedema and chemical pneumonitis. Such patients should be followed for several days or weeks for delayed effects, including bone marrow toxicity, hepatic and renal impairment. Individuals with chronic pulmonary disease will be more seriously impaired, and recovery from inhalation exposure may be complicated.
- Gastrointestinal symptoms are usually minor and pathological changes of the liver and kidneys are reported to be uncommon in acute intoxications.
- Chlorinated and non-chlorinated hydrocarbons may sensitize the heart to epinephrine and other circulating catecholamines so that arrhythmias may occur. Careful consideration of this potential adverse effect should precede administration of epinephrine or other cardiac stimulants and the selection of bronchodilators.

Treat symptomatically.

Following acute or short term repeated exposures to n-hexane:

- ▶ Large quantities of n-hexane are expired by the lungs after vapour exposure (50-60%). Humans exposed to 100 ppm demonstrate an n-hexane biological half life of 2 hours.
- ▶ Initial attention should be directed towards evaluation and support of respiration. Cardiac dysrhythmias are a potential complication.

INGESTION:

- ▶ Ipecac syrup should be considered for ingestion of pure hexane exceeding 2-3ml/kg. Extreme caution must be taken to avoid aspiration since small amounts of n-hexane intratracheally, produce a severe chemical pneumonitis.

[*Ellenhorn and Barceloux: Medical Toxicology*]

BIOLOGICAL EXPOSURE INDEX - BEI

BEIs represent the levels of determinants which are most likely to be observed in specimens collected in a healthy worker who has been exposed to chemicals to the same extent as a worker with inhalation exposure to the Exposure Standard (ES or TLV).

Determinant	Index	Sampling Time	Comments
1. 2,5-hexanedione in urine	5 mg/gm creatinine	End of shift	NS
2. n-Hexane in end-exhaled air			SQ

NS: Non-specific determinant; Metabolite observed following exposure to other materials.

SQ: Semi-quantitative determinant; Interpretation may be ambiguous - should be used as a screening test or confirmatory test.

SECTION 5 Firefighting measures

Extinguishing media

SMALL FIRE:

- ▶ Water spray, dry chemical or CO2

LARGE FIRE:

- ▶ Water spray or fog.

Special hazards arising from the substrate or mixture

Fire Incompatibility	▶ Avoid contamination with oxidising agents i.e. nitrates, oxidising acids, chlorine bleaches, pool chlorine etc. as ignition may result
-----------------------------	--

Advice for firefighters

Fire Fighting	<ul style="list-style-type: none"> ▶ Alert Fire Brigade and tell them location and nature of hazard. ▶ May be violently or explosively reactive. ▶ Wear breathing apparatus plus protective gloves. ▶ Prevent, by any means available, spillage from entering drains or water course. ▶ If safe, switch off electrical equipment until vapour fire hazard removed. ▶ Use water delivered as a fine spray to control fire and cool adjacent area. ▶ DO NOT approach containers suspected to be hot. ▶ Cool fire exposed containers with water spray from a protected location. ▶ If safe to do so, remove containers from path of fire. ▶ Equipment should be thoroughly decontaminated after use.
Fire/Explosion Hazard	<ul style="list-style-type: none"> ▶ Liquid and vapour are highly flammable. ▶ Severe fire hazard when exposed to heat or flame. ▶ Vapour forms an explosive mixture with air. ▶ Severe explosion hazard, in the form of vapour, when exposed to flame or spark. ▶ Vapour may travel a considerable distance to source of ignition. ▶ Heating may cause expansion or decomposition with violent container rupture. ▶ Aerosol cans may explode on exposure to naked flames. ▶ Rupturing containers may rocket and scatter burning materials. ▶ Hazards may not be restricted to pressure effects. ▶ May emit acrid, poisonous or corrosive fumes. ▶ On combustion, may emit toxic fumes of carbon monoxide (CO). <p>Combustion products include:</p>

Bullet Bond Insta-Fix Activator

	<ul style="list-style-type: none"> , carbon monoxide (CO) , carbon dioxide (CO₂) , other pyrolysis products typical of burning organic material. <p>Contains low boiling substance: Closed containers may rupture due to pressure buildup under fire conditions.</p> <p>May emit clouds of acrid smoke</p> <ul style="list-style-type: none"> ▶ Vented gas is more dense than air and may collect in pits, basements.
HAZCHEM	Not Applicable

SECTION 6 Accidental release measures

Personal precautions, protective equipment and emergency procedures

See section 8

Environmental precautions

See section 12

Methods and material for containment and cleaning up

Minor Spills	<ul style="list-style-type: none"> ▶ Clean up all spills immediately. ▶ Avoid breathing vapours and contact with skin and eyes. ▶ Wear protective clothing, impervious gloves and safety glasses. ▶ Shut off all possible sources of ignition and increase ventilation. ▶ Wipe up. ▶ If safe, damaged cans should be placed in a container outdoors, away from all ignition sources, until pressure has dissipated. ▶ Undamaged cans should be gathered and stowed safely.
Major Spills	<ul style="list-style-type: none"> ▶ Clear area of personnel and move upwind. ▶ Alert Fire Brigade and tell them location and nature of hazard. ▶ Wear full body protective clothing with breathing apparatus. ▶ Prevent, by all means available, spillage from entering drains or water courses. ▶ Consider evacuation (or protect in place). ▶ No smoking, naked lights or ignition sources. ▶ Increase ventilation. ▶ Stop leak if safe to do so. ▶ Water spray or fog may be used to disperse / absorb vapour. ▶ Contain or absorb spill with sand, earth or vermiculite. ▶ Collect recoverable product into labelled containers for recycling. ▶ Collect solid residues and seal in labelled drums for disposal. ▶ Wash area and prevent runoff into drains. ▶ After clean up operations, decontaminate and launder all protective clothing and equipment before storing and re-using. ▶ If contamination of drains or waterways occurs, advise emergency services. ▶ Clear area of all unprotected personnel and move upwind. ▶ Alert Emergency Authority and advise them of the location and nature of hazard. ▶ May be violently or explosively reactive. ▶ Wear full body clothing with breathing apparatus. ▶ Prevent by any means available, spillage from entering drains and water-courses. ▶ Consider evacuation. ▶ Shut off all possible sources of ignition and increase ventilation. ▶ No smoking or naked lights within area. ▶ Use extreme caution to prevent violent reaction. ▶ Stop leak only if safe to do so. ▶ Water spray or fog may be used to disperse vapour. ▶ DO NOT enter confined space where gas may have collected. ▶ Keep area clear until gas has dispersed. <ul style="list-style-type: none"> ▶ Remove leaking cylinders to a safe place. ▶ Fit vent pipes. Release pressure under safe, controlled conditions ▶ Burn issuing gas at vent pipes. ▶ DO NOT exert excessive pressure on valve; DO NOT attempt to operate damaged valve. ▶ Clear area of personnel and move upwind. ▶ Alert Fire Brigade and tell them location and nature of hazard. ▶ May be violently or explosively reactive. ▶ Wear breathing apparatus plus protective gloves. ▶ Prevent, by any means available, spillage from entering drains or water courses ▶ No smoking, naked lights or ignition sources. ▶ Increase ventilation. ▶ Stop leak if safe to do so. ▶ Water spray or fog may be used to disperse / absorb vapour. ▶ Absorb or cover spill with sand, earth, inert materials or vermiculite. ▶ If safe, damaged cans should be placed in a container outdoors, away from ignition sources, until pressure has dissipated. ▶ Undamaged cans should be gathered and stowed safely. ▶ Collect residues and seal in labelled drums for disposal.

Personal Protective Equipment advice is contained in Section 8 of the SDS.

SECTION 7 Handling and storage

Precautions for safe handling

Safe handling	<p>Radon and its radioactive decay products are hazardous if inhaled or ingested</p> <ul style="list-style-type: none"> ▶ Avoid all personal contact, including inhalation. ▶ Wear protective clothing when risk of exposure occurs.
----------------------	--

Continued...

Bullet Bond Insta-Fix Activator

	<ul style="list-style-type: none"> ▶ Use in a well-ventilated area. ▶ Prevent concentration in hollows and sumps. ▶ DO NOT enter confined spaces until atmosphere has been checked. ▶ Avoid smoking, naked lights or ignition sources. ▶ Avoid contact with incompatible materials. ▶ When handling, DO NOT eat, drink or smoke. ▶ DO NOT incinerate or puncture aerosol cans. ▶ DO NOT spray directly on humans, exposed food or food utensils. ▶ Avoid physical damage to containers. ▶ Always wash hands with soap and water after handling. ▶ Work clothes should be laundered separately. ▶ Use good occupational work practice. ▶ Observe manufacturer's storage and handling recommendations contained within this SDS. ▶ Atmosphere should be regularly checked against established exposure standards to ensure safe working conditions are maintained. ▶ DO NOT allow clothing wet with material to stay in contact with skin
Other information	<ul style="list-style-type: none"> ▶ Keep dry to avoid corrosion of cans. Corrosion may result in container perforation and internal pressure may eject contents of can ▶ Store in original containers in approved flammable liquid storage area. ▶ DO NOT store in pits, depressions, basements or areas where vapours may be trapped. ▶ No smoking, naked lights, heat or ignition sources. ▶ Keep containers securely sealed. Contents under pressure. ▶ Store away from incompatible materials. ▶ Store in a cool, dry, well ventilated area. ▶ Avoid storage at temperatures higher than 40 deg C. ▶ Store in an upright position. ▶ Protect containers against physical damage. ▶ Check regularly for spills and leaks. ▶ Observe manufacturer's storage and handling recommendations contained within this SDS.

Conditions for safe storage, including any incompatibilities

Suitable container	<ul style="list-style-type: none"> ▶ Aerosol dispenser. ▶ Check that containers are clearly labelled.
Storage incompatibility	<p>Low molecular weight alkanes:</p> <ul style="list-style-type: none"> ▶ May react violently with strong oxidisers, chlorine, chlorine dioxide, dioxygenyl tetrafluoroborate. ▶ May react with oxidising materials, nickel carbonyl in the presence of oxygen, heat. ▶ Are incompatible with nitronium tetrafluoroborate(1-), halogens and interhalogens ▶ may generate electrostatic charges, due to low conductivity, on flow or agitation. ▶ Avoid flame and ignition sources <p>Redox reactions of alkanes, in particular with oxygen and the halogens, are possible as the carbon atoms are in a strongly reduced condition. Reaction with oxygen (if present in sufficient quantity to satisfy the reaction stoichiometry) leads to combustion without any smoke, producing carbon dioxide and water. Free radical halogenation reactions occur with halogens, leading to the production of haloalkanes. In addition, alkanes have been shown to interact with, and bind to, certain transition metal complexes</p> <p>Interaction between chlorine and ethane over activated carbon at 350 deg C has caused explosions, but added carbon dioxide reduces the risk. The violent interaction of liquid chlorine injected into ethane at 80 deg C/10 bar becomes very violent if ethylene is also present A mixture prepared at -196 deg C with either methane or ethane exploded when the temp was raised to -78 deg C. Addition of nickel carbonyl to an n-butane-oxygen mixture causes an explosion at 20-40 deg C.</p> <p>Alkanes will react with steam in the presence of a nickel catalyst to give hydrogen.</p> <p>Propane:</p> <ul style="list-style-type: none"> ▶ reacts violently with strong oxidisers, barium peroxide, chlorine dioxide, dichlorine oxide, fluorine etc. ▶ liquid attacks some plastics, rubber and coatings ▶ may accumulate static charges which may ignite its vapours <p>toluidine (all isomers):</p> <ul style="list-style-type: none"> ▶ slowly decomposes in light ▶ reacts violently with strong oxidisers, including red fuming nitric acid ▶ is incompatible with strong acids, acid chlorides, acid anhydrides, organic anhydrides, isocyanates, aldehydes ▶ attacks some plastics, rubber and coatings <p>o-toluidine</p> <ul style="list-style-type: none"> ▶ exothermically decomposes with maleic anhydride ▶ increases the explosive sensitivity of nitromethane ▶ reacts with nitroalkanes forming explosive products ▶ Avoid reaction with oxidising agents ▶ Compressed gases may contain a large amount of kinetic energy over and above that potentially available from the energy of reaction produced by the gas in chemical reaction with other substances

SECTION 8 Exposure controls / personal protection

Control parameters

Occupational Exposure Limits (OEL)

INGREDIENT DATA

Source	Ingredient	Material name	TWA	STEL	Peak	Notes
Australia Exposure Standards	LPG (liquefied petroleum gas)	LPG (liquefied petroleum gas)	1000 ppm / 1800 mg/m3	Not Available	Not Available	Not Available
Australia Exposure Standards	n-hexane	Hexane (n-Hexane)	20 ppm / 72 mg/m3	Not Available	Not Available	Not Available

Emergency Limits

Ingredient	TEEL-1	TEEL-2	TEEL-3
LPG (liquefied petroleum gas)	65,000 ppm	2.30E+05 ppm	4.00E+05 ppm
n-hexane	260 ppm	Not Available	Not Available

Ingredient	Original IDLH	Revised IDLH

Bullet Bond Insta-Fix Activator

Ingredient	Original IDLH	Revised IDLH
LPG (liquefied petroleum gas)	2,000 ppm	Not Available
n-hexane	1,100 ppm	Not Available
N,N-dimethyl-p-toluidine	Not Available	Not Available

Occupational Exposure Banding

Ingredient	Occupational Exposure Band Rating	Occupational Exposure Band Limit
N,N-dimethyl-p-toluidine	E	≤ 0.1 ppm

Notes:	<i>Occupational exposure banding is a process of assigning chemicals into specific categories or bands based on a chemical's potency and the adverse health outcomes associated with exposure. The output of this process is an occupational exposure band (OEB), which corresponds to a range of exposure concentrations that are expected to protect worker health.</i>
---------------	---

Exposure controls

Appropriate engineering controls	<p>Engineering controls are used to remove a hazard or place a barrier between the worker and the hazard. Well-designed engineering controls can be highly effective in protecting workers and will typically be independent of worker interactions to provide this high level of protection. The basic types of engineering controls are:</p> <p>Process controls which involve changing the way a job activity or process is done to reduce the risk.</p> <p>Enclosure and/or isolation of emission source which keeps a selected hazard "physically" away from the worker and ventilation that strategically "adds" and "removes" air in the work environment. Ventilation can remove or dilute an air contaminant if designed properly. The design of a ventilation system must match the particular process and chemical or contaminant in use.</p> <p>Employers may need to use multiple types of controls to prevent employee overexposure.</p> <ul style="list-style-type: none"> ▶ Employees exposed to confirmed human carcinogens should be authorized to do so by the employer, and work in a regulated area. ▶ Work should be undertaken in an isolated system such as a "glove-box" . Employees should wash their hands and arms upon completion of the assigned task and before engaging in other activities not associated with the isolated system. ▶ Within regulated areas, the carcinogen should be stored in sealed containers, or enclosed in a closed system, including piping systems, with any sample ports or openings closed while the carcinogens are contained within. ▶ Open-vessel systems are prohibited. ▶ Each operation should be provided with continuous local exhaust ventilation so that air movement is always from ordinary work areas to the operation. ▶ Exhaust air should not be discharged to regulated areas, non-regulated areas or the external environment unless decontaminated. Clean make-up air should be introduced in sufficient volume to maintain correct operation of the local exhaust system. ▶ For maintenance and decontamination activities, authorized employees entering the area should be provided with and required to wear clean, impervious garments, including gloves, boots and continuous-air supplied hood. Prior to removing protective garments the employee should undergo decontamination and be required to shower upon removal of the garments and hood. ▶ Except for outdoor systems, regulated areas should be maintained under negative pressure (with respect to non-regulated areas). ▶ Local exhaust ventilation requires make-up air be supplied in equal volumes to replaced air. ▶ Laboratory hoods must be designed and maintained so as to draw air inward at an average linear face velocity of 0.76 m/sec with a minimum of 0.64 m/sec. Design and construction of the fume hood requires that insertion of any portion of the employees body, other than hands and arms, be disallowed.
Individual protection measures, such as personal protective equipment	
Eye and face protection	<ul style="list-style-type: none"> ▶ Safety glasses with side shields. ▶ Chemical goggles. ▶ Contact lenses may pose a special hazard; soft contact lenses may absorb and concentrate irritants. A written policy document, describing the wearing of lenses or restrictions on use, should be created for each workplace or task. This should include a review of lens absorption and adsorption for the class of chemicals in use and an account of injury experience. Medical and first-aid personnel should be trained in their removal and suitable equipment should be readily available. In the event of chemical exposure, begin eye irrigation immediately and remove contact lens as soon as practicable. Lens should be removed at the first signs of eye redness or irritation - lens should be removed in a clean environment only after workers have washed hands thoroughly. [CDC NIOSH Current Intelligence Bulletin 59], [AS/NZS 1336 or national equivalent] ▶ Close fitting gas tight goggles <p>DO NOT wear contact lenses.</p> <ul style="list-style-type: none"> ▶ Contact lenses may pose a special hazard; soft contact lenses may absorb and concentrate irritants. A written policy document, describing the wearing of lens or restrictions on use, should be created for each workplace or task. This should include a review of lens absorption and adsorption for the class of chemicals in use and an account of injury experience. Medical and first-aid personnel should be trained in their removal and suitable equipment should be readily available. In the event of chemical exposure, begin eye irrigation immediately and remove contact lens as soon as practicable. Lens should be removed at the first signs of eye redness or irritation - lens should be removed in a clean environment only after workers have washed hands thoroughly. [CDC NIOSH Current Intelligence Bulletin 59], [AS/NZS 1336 or national equivalent]
Skin protection	See Hand protection below
Hands/feet protection	<ul style="list-style-type: none"> ▶ No special equipment needed when handling small quantities. ▶ OTHERWISE: ▶ For potentially moderate exposures: ▶ Wear general protective gloves, eg. light weight rubber gloves. ▶ For potentially heavy exposures: ▶ Wear chemical protective gloves, eg. PVC. and safety footwear.
Body protection	See Other protection below
Other protection	<ul style="list-style-type: none"> ▶ Employees working with confirmed human carcinogens should be provided with, and be required to wear, clean, full body protective clothing (smocks, coveralls, or long-sleeved shirt and pants), shoe covers and gloves prior to entering the regulated area. [AS/NZS ISO 6529:2006 or national equivalent] ▶ Employees engaged in handling operations involving carcinogens should be provided with, and required to wear and use half-face filter-type respirators with filters for dusts, mists and fumes, or air purifying canisters or cartridges. A respirator affording higher levels of protection may be substituted. [AS/NZS 1715 or national equivalent] ▶ Emergency deluge showers and eyewash fountains, supplied with potable water, should be located near, within sight of, and on the same level with locations where direct exposure is likely. ▶ Prior to each exit from an area containing confirmed human carcinogens, employees should be required to remove and leave protective

Bullet Bond Insta-Fix Activator

clothing and equipment at the point of exit and at the last exit of the day, to place used clothing and equipment in impervious containers at the point of exit for purposes of decontamination or disposal. The contents of such impervious containers must be identified with suitable labels. For maintenance and decontamination activities, authorized employees entering the area should be provided with and required to wear clean, impervious garments, including gloves, boots and continuous-air supplied hood.

- ▶ Prior to removing protective garments the employee should undergo decontamination and be required to shower upon removal of the garments and hood.
- ▶ The clothing worn by process operators insulated from earth may develop static charges far higher (up to 100 times) than the minimum ignition energies for various flammable gas-air mixtures. This holds true for a wide range of clothing materials including cotton.
- ▶ Avoid dangerous levels of charge by ensuring a low resistivity of the surface material worn outermost.

BREThERICK: Handbook of Reactive Chemical Hazards.

No special equipment needed when handling small quantities.

OTHERWISE:

- ▶ Overalls.
- ▶ Skin cleansing cream.
- ▶ Eyewash unit.
- ▶ Do not spray on hot surfaces.

Recommended material(s)

GLOVE SELECTION INDEX

Glove selection is based on a modified presentation of the:

"Forsberg Clothing Performance Index".

The effect(s) of the following substance(s) are taken into account in the **computer-generated** selection:

Bullet Bond Insta-Fix Activator

Material	CPI
PE/EVAL/PE	A
PVA	A
SARANEX-23 2-PLY	A
VITON	A
VITON/CHLOROBUTYL	A
NITRILE	B
TEFLON	B
BUTYL	C
NEOPRENE	C
NEOPRENE/NATURAL	C
NITRILE+PVC	C
PVC	C

* CPI - Chemwatch Performance Index

A: Best Selection

B: Satisfactory; may degrade after 4 hours continuous immersion

C: Poor to Dangerous Choice for other than short term immersion

NOTE: As a series of factors will influence the actual performance of the glove, a final selection must be based on detailed observation. -

* Where the glove is to be used on a short term, casual or infrequent basis, factors such as "feel" or convenience (e.g. disposability), may dictate a choice of gloves which might otherwise be unsuitable following long-term or frequent use. A qualified practitioner should be consulted.

Respiratory protection

Type AX Filter of sufficient capacity. (AS/NZS 1716 & 1715, EN 143:2000 & 149:2001, ANSI Z88 or national equivalent)

Where the concentration of gas/particulates in the breathing zone, approaches or exceeds the "Exposure Standard" (or ES), respiratory protection is required.

Degree of protection varies with both face-piece and Class of filter; the nature of protection varies with Type of filter.

Required Minimum Protection Factor	Half-Face Respirator	Full-Face Respirator	Powered Air Respirator
up to 10 x ES	AX-AUS	-	AX-PAPR-AUS / Class 1
up to 50 x ES	-	AX-AUS / Class 1	-
up to 100 x ES	-	AX-2	AX-PAPR-2 ^

^ - Full-face

A(All classes) = Organic vapours, B AUS or B1 = Acid gasses, B2 = Acid gas or hydrogen cyanide(HCN), B3 = Acid gas or hydrogen cyanide(HCN), E = Sulfur dioxide(SO₂), G = Agricultural chemicals, K = Ammonia(NH₃), Hg = Mercury, NO = Oxides of nitrogen, MB = Methyl bromide, AX = Low boiling point organic compounds(below 65 degC)

- ▶ Cartridge respirators should never be used for emergency ingress or in areas of unknown vapour concentrations or oxygen content.
- ▶ The wearer must be warned to leave the contaminated area immediately on detecting any odours through the respirator. The odour may indicate that the mask is not functioning properly, that the vapour concentration is too high, or that the mask is not properly fitted. Because of these limitations, only restricted use of cartridge respirators is considered appropriate.
- ▶ Cartridge performance is affected by humidity. Cartridges should be changed after 2 hr of continuous use unless it is determined that the humidity is less than 75%, in which case, cartridges can be used for 4 hr. Used cartridges should be discarded daily, regardless of the length of time used
- ▶ Generally not applicable.

Aerosols, in common with most vapours/ mists, should never be used in confined spaces without adequate ventilation. Aerosols, containing agents designed to enhance or mask smell, have triggered allergic reactions in predisposed individuals.

Selection of the Class and Type of respirator will depend upon the level of breathing zone contaminant and the chemical nature of the contaminant. Protection Factors (defined as the ratio of contaminant outside and inside the mask) may also be important.

Required minimum protection factor	Maximum gas/vapour concentration present in air p.p.m. (by volume)	Half-face Respirator	Full-Face Respirator
up to 10	1000	AX-AUS / Class 1	-
up to 50	1000	-	AX-AUS / Class 1
up to 50	5000	Airline *	-
up to 100	5000	-	AX-2
up to 100	10000	-	AX-3
100+		-	Airline**

** - Continuous-flow or positive pressure demand.

A(All classes) = Organic vapours, B AUS or B1 = Acid gases, B2 = Acid gas or hydrogen cyanide(HCN), B3 = Acid gas or hydrogen cyanide(HCN), E = Sulfur dioxide(SO₂), G = Agricultural chemicals, K = Ammonia(NH₃), Hg = Mercury, NO = Oxides of nitrogen, MB = Methyl bromide, AX = Low boiling point organic compounds(below 65 degC)

SECTION 9 Physical and chemical properties

Information on basic physical and chemical properties

Continued...

Bullet Bond Insta-Fix Activator

Appearance	Not Available		
Physical state	Liquid	Relative density (Water = 1)	0.75-0.8
Odour	Not Available	Partition coefficient n-octanol / water	Not Available
Odour threshold	Not Available	Auto-ignition temperature (°C)	495
pH (as supplied)	Not Available	Decomposition temperature (°C)	Not Available
Melting point / freezing point (°C)	-97	Viscosity (cSt)	Not Available
Initial boiling point and boiling range (°C)	-40	Molecular weight (g/mol)	Not Available
Flash point (°C)	-104	Taste	Not Available
Evaporation rate	Not Available	Explosive properties	Not Available
Flammability	HIGHLY FLAMMABLE.	Oxidising properties	Not Available
Upper Explosive Limit (%)	9.1	Surface Tension (dyn/cm or mN/m)	Not Available
Lower Explosive Limit (%)	2.2	Volatile Component (%vol)	Not Available
Vapour pressure (kPa)	46.86	Gas group	Not Available
Solubility in water	Immiscible	pH as a solution (1%)	Not Available
Vapour density (Air = 1)	2.93	VOC g/L	692.00

SECTION 10 Stability and reactivity

Reactivity	See section 7
Chemical stability	<ul style="list-style-type: none"> ▶ Elevated temperatures. ▶ Presence of open flame. ▶ Product is considered stable. ▶ Hazardous polymerisation will not occur. ▶ Presence of heat source ▶ Presence of an ignition source
Possibility of hazardous reactions	See section 7
Conditions to avoid	See section 7
Incompatible materials	See section 7
Hazardous decomposition products	See section 5

SECTION 11 Toxicological information

Information on toxicological effects

Inhaled	<p>The material can cause respiratory irritation in some persons. The body's response to such irritation can cause further lung damage. Inhalation of vapours may cause drowsiness and dizziness. This may be accompanied by sleepiness, reduced alertness, loss of reflexes, lack of co-ordination, and vertigo.</p> <p>Clinical signs of intoxication include presence of destroyed blood pigment (methaemoglobin) in the blood and blood in the urine. Prolonged exposure can cause illness. Short term exposure in the air, can cause eye and upper respiratory tract irritation.</p> <p>Inhalation of high concentrations of gas/vapour causes lung irritation with coughing and nausea, central nervous depression with headache and dizziness, slowing of reflexes, fatigue and inco-ordination.</p> <p>Material is highly volatile and may quickly form a concentrated atmosphere in confined or unventilated areas. The vapour may displace and replace air in breathing zone, acting as a simple asphyxiant. This may happen with little warning of overexposure.</p> <p>Symptoms of asphyxia (suffocation) may include headache, dizziness, shortness of breath, muscular weakness, drowsiness and ringing in the ears. If the asphyxia is allowed to progress, there may be nausea and vomiting, further physical weakness and unconsciousness and, finally, convulsions, coma and death.</p> <p>The use of a quantity of material in an unventilated or confined space may result in increased exposure and an irritating atmosphere developing. Before starting consider control of exposure by mechanical ventilation.</p> <p>WARNING: Intentional misuse by concentrating/inhaling contents may be lethal.</p> <p>Exposure to hydrocarbons may result in irregularity of heart beat. Symptoms of moderate poisoning may include dizziness, headache, nausea. Inhalation of vapours or aerosols (mists, fumes), generated by the material during the course of normal handling, may be damaging to the health of the individual.</p>
Ingestion	<p>Not normally a hazard due to physical form of product.</p> <p>Considered an unlikely route of entry in commercial/industrial environments</p> <p>Swallowing of the liquid may cause aspiration into the lungs with the risk of chemical pneumonitis; serious consequences may result. (ICSC13733)</p> <p>Chronic inhalation or skin exposure to n-hexane may cause damage to nerve ends in extremities, e.g. finger, toes with loss of sensation.</p>
Skin Contact	<p>This material can cause inflammation of the skin on contact in some persons.</p> <p>The material may accentuate any pre-existing dermatitis condition</p> <p>Skin contact with the material may damage the health of the individual; systemic effects may result following absorption.</p> <p>Spray mist may produce discomfort</p> <p>Open cuts, abraded or irritated skin should not be exposed to this material</p> <p>Entry into the blood-stream, through, for example, cuts, abrasions or lesions, may produce systemic injury with harmful effects. Examine the skin prior to the use of the material and ensure that any external damage is suitably protected.</p> <p>The liquid may be able to be mixed with fats or oils and may degrease the skin, producing a skin reaction described as non-allergic contact dermatitis. The material is unlikely to produce an irritant dermatitis as described in EC Directives.</p>

Bullet Bond Insta-Fix Activator

Eye	Not considered to be a risk because of the extreme volatility of the gas. Limited evidence or practical experience suggests, that the material may cause eye irritation in a substantial number of individuals. Prolonged eye contact may cause inflammation characterised by a temporary redness of the conjunctiva (similar to windburn).	
Chronic	<p>Long-term exposure to respiratory irritants may result in airways disease, involving difficulty breathing and related whole-body problems. There is sufficient evidence to suggest that this material directly causes cancer in humans.</p> <p>Toxic: danger of serious damage to health by prolonged exposure through inhalation, in contact with skin and if swallowed.</p> <p>This material can cause serious damage if one is exposed to it for long periods. It can be assumed that it contains a substance which can produce severe defects.</p> <p>Ample evidence from experiments exists that there is a suspicion this material directly reduces fertility.</p> <p>Substance accumulation, in the human body, may occur and may cause some concern following repeated or long-term occupational exposure. Constant or exposure over long periods to mixed hydrocarbons may produce stupor with dizziness, weakness and visual disturbance, weight loss and anaemia, and reduced liver and kidney function. Skin exposure may result in drying and cracking and redness of the skin.</p> <p>p-toluidine caused liver cancer in mice that were chronically exposed by mouth, but administration at the same dose did not cause cancer in rats. Most arylamines are very toxic to the blood cell-forming system, and they produce methaemoglobinaemia in humans. High doses congest the spleen and then cause formation of sarcomas (a type of malignant tumour).</p> <p>Main route of exposure to the gas in the workplace is by inhalation.</p> <p>Chronic inhalation or skin exposure to n-hexane may cause damage to nerve ends in extremities, e.g. finger, toes with loss of sensation.</p>	
Bullet Bond Insta-Fix Activator	TOXICITY	IRRITATION
	Not Available	Not Available
LPG (liquefied petroleum gas)	TOXICITY	IRRITATION
	Inhalation(Rat) LC50: 658 mg/14h ^[2]	Not Available
n-hexane	TOXICITY	IRRITATION
	Dermal (rabbit) LD50: >2000 mg/kg ^[1]	Eye(rabbit): 10 mg - mild
	Inhalation(Rat) LC50: 48000 ppm4h ^[2]	
	Oral (Rat) LD50: 28710 mg/kg ^[2]	
N,N-dimethyl-p-toluidine	TOXICITY	IRRITATION
	Dermal (rabbit) LD50: >2000 mg/kg ^[1]	Not Available
	Inhalation(Rat) LC50: 1.4 mg/14h ^[1]	
	Oral (Mouse) LD50; 139 mg/kg ^[2]	
Legend:	1. Value obtained from Europe ECHA Registered Substances - Acute toxicity 2. Value obtained from manufacturer's SDS. Unless otherwise specified data extracted from RTECS - Register of Toxic Effect of chemical Substances	

Bullet Bond Insta-Fix Activator	Asthma-like symptoms may continue for months or even years after exposure to the material ends. This may be due to a non-allergic condition known as reactive airways dysfunction syndrome (RADS) which can occur after exposure to high levels of highly irritating compound. Main criteria for diagnosing RADS include the absence of previous airways disease in a non-atopic individual, with sudden onset of persistent asthma-like symptoms within minutes to hours of a documented exposure to the irritant. Other criteria for diagnosis of RADS include a reversible airflow pattern on lung function tests, moderate to severe bronchial hyperreactivity on methacholine challenge testing, and the lack of minimal lymphocytic inflammation, without eosinophilia. RADS (or asthma) following an irritating inhalation is an infrequent disorder with rates related to the concentration of and duration of exposure to the irritating substance. On the other hand, industrial bronchitis is a disorder that occurs as a result of exposure due to high concentrations of irritating substance (often particles) and is completely reversible after exposure ceases. The disorder is characterized by difficulty breathing, cough and mucus production.	
LPG (LIQUEFIED PETROLEUM GAS)	No significant acute toxicological data identified in literature search. inhalation of the gas	
N-HEXANE	The material may be irritating to the eye, with prolonged contact causing inflammation. Repeated or prolonged exposure to irritants may produce conjunctivitis.	
N,N-DIMETHYL-P-TOLUIDINE	WARNING: This substance has been classified by the IARC as Group 2B: Possibly Carcinogenic to Humans.	
Acute Toxicity	×	Carcinogenicity ✓
Skin Irritation/Corrosion	✓	Reproductivity ✓
Serious Eye Damage/Irritation	✓	STOT - Single Exposure ✓
Respiratory or Skin sensitisation	×	STOT - Repeated Exposure ✓
Mutagenicity	×	Aspiration Hazard ✓

Legend: **×** – Data either not available or does not fill the criteria for classification
✓ – Data available to make classification

SECTION 12 Ecological information

Toxicity

Bullet Bond Insta-Fix Activator	Endpoint	Test Duration (hr)	Species	Value	Source
	Not Available	Not Available	Not Available	Not Available	Not Available
LPG (liquefied petroleum gas)	Endpoint	Test Duration (hr)	Species	Value	Source

Continued...

Bullet Bond Insta-Fix Activator

	Not Available	Not Available	Not Available	Not Available	Not Available
n-hexane	Endpoint	Test Duration (hr)	Species	Value	Source
	LC50	96h	Fish	113mg/l	4
	EC50(ECx)	4h	Algae or other aquatic plants	0.1202mg/l	4
N,N-dimethyl-p-toluidine	Endpoint	Test Duration (hr)	Species	Value	Source
	EC50(ECx)	48h	Crustacea	8.48mg/l	2
	EC50	96h	Algae or other aquatic plants	14.962mg/l	2
	EC50	72h	Algae or other aquatic plants	22mg/l	2
	LC50	96h	Fish	24.335mg/l	2
	EC50	48h	Crustacea	8.48mg/l	2
Legend:	<i>Extracted from 1. IUCLID Toxicity Data 2. Europe ECHA Registered Substances - Ecotoxicological Information - Aquatic Toxicity 4. US EPA, Ecotox database - Aquatic Toxicity Data 5. ECETOC Aquatic Hazard Assessment Data 6. NITE (Japan) - Bioconcentration Data 7. METI (Japan) - Bioconcentration Data 8. Vendor Data</i>				

Toxic to aquatic organisms, may cause long-term adverse effects in the aquatic environment.

Do NOT allow product to come in contact with surface waters or to intertidal areas below the mean high water mark. Do not contaminate water when cleaning equipment or disposing of equipment wash-waters.

Wastes resulting from use of the product must be disposed of on site or at approved waste sites.

For petroleum distillates:

Environmental fate:

When petroleum substances are released into the environment, four major fate processes will take place: dissolution in water, volatilization, biodegradation and adsorption. These processes will cause changes in the composition of these UVCB substances. In the case of spills on land or water surfaces, photodegradation-another fate process-can also be significant.

As noted previously, the solubility and vapour pressure of components within a mixture will differ from those of the component alone. These interactions are complex for complex UVCBs such as petroleum hydrocarbons.

Each of the fate processes affects hydrocarbon families differently. Aromatics tend to be more water-soluble than aliphatics of the same carbon number, whereas aliphatics tend to be more volatile. Thus, when a petroleum mixture is released into the environment, the principal water contaminants are likely to be aromatics, whereas aliphatics will be the principal air contaminants. The trend in volatility by component class is as follows: alkenes = alkanes > aromatics = cycloalkanes.

The most soluble and volatile components have the lowest molecular weight; thus there is a general shift to higher molecular weight components in residual materials.

Biodegradation:

Biodegradation is almost always operative when petroleum mixtures are released into the environment. It has been widely demonstrated that nearly all soils and sediments have populations of bacteria and other organisms capable of degrading petroleum hydrocarbons. Degradation occurs both in the presence and absence of oxygen. Two key factors that determine degradation rates are oxygen supply and molecular structure. In general, degradation is more rapid under aerobic conditions. Decreasing trends in degradation rates according to structure are as follows:

- (1) n-alkanes, especially in the C10–C25 range, which are degraded readily;
- (2) isoalkanes;
- (3) alkenes;
- (4) benzene, toluene, ethylbenzene, xylenes (BTEX) (when present in concentrations that are not toxic to microorganisms);
- (5) monoaromatics;
- (6) polynuclear (polycyclic) aromatic hydrocarbons (PAHs); and
- (7) higher molecular weight cycloalkanes (which may degrade very slowly).

Three weathering processes-dissolution in water, volatilization and biodegradation-typically result in the depletion of the more readily soluble, volatile and degradable compounds and the accumulation of those most resistant to these processes in residues.

When large quantities of a hydrocarbon mixture enter the soil compartment, soil organic matter and other sorption sites in soil are fully saturated and the hydrocarbons will begin to form a separate phase (a non-aqueous phase liquid, or NAPL) in the soil. At concentrations below the retention capacity for the hydrocarbon in the soil, the NAPL will be immobile. This is referred to as residual NAPL. Above the retention capacity, the NAPL becomes mobile and will move within the soil.

Bioaccumulation:

Bioaccumulation potential was characterized based on empirical and/or modelled data for a suite of petroleum hydrocarbons expected to occur in petroleum substances.

Bioaccumulation factors (BAFs) are the preferred metric for assessing the bioaccumulation potential of substances, as the bioconcentration factor (BCF) may not adequately account for the bioaccumulation potential of substances via the diet, which predominates for substances with log Kow > ~4.5.

In addition to fish BCF and BAF data, bioaccumulation data for aquatic invertebrate species were also considered. Biota-sediment/soil accumulation factors (BSAFs), trophic magnification factors and biomagnification factors were also considered in characterizing bioaccumulation potential.

Overall, there is consistent empirical and predicted evidence to suggest that the following components have the potential for high bioaccumulation, with BAF/BCF values greater than 5000: C13–C15 isoalkanes, C12 alkenes, C12–C15 one-ring cycloalkanes, C12 and C15 two-ring cycloalkanes, C14 polycycloalkanes, C15 one-ring aromatics, C15 and C20 cycloalkane monoaromatics, C12–C13 diaromatics, C20 cycloalkane diaromatics, and C14 and C20 three-ring PAHs.

These components are associated with a slow rate of metabolism and are highly lipophilic. Exposures from water and diet, when combined, suggest that the rate of uptake would exceed that of the total elimination rate. Most of these components are not expected to biomagnify in aquatic or terrestrial foodwebs, largely because a combination of metabolism, low dietary assimilation efficiency and growth dilution allows the elimination rate to exceed the uptake rate from the diet; however, one study suggests that some alkyl-PAHs may biomagnify. While only BSAFs were found for some PAHs, it is possible that BSAFs will be > 1 for invertebrates, given that they do not have the same metabolic competency as fish.

In general, fish can efficiently metabolize aromatic compounds. There is some evidence that alkylation increases bioaccumulation of naphthalene but it is not known if this can be generalized to larger PAHs or if any potential increase in bioaccumulation due to alkylation will be sufficient to exceed a BAF/BCF of 5000.

Some lower trophic level organisms (i.e., invertebrates) appear to lack the capacity to efficiently metabolize aromatic compounds, resulting in high bioaccumulation potential for some aromatic components as compared to fish.

This is the case for the C14 three-ring PAH, which was bioconcentrated to a high level (BCF > 5000) by invertebrates but not by fish. There is potential for such bioaccumulative components to reach toxic levels in organisms if exposure is continuous and of sufficient magnitude, though this is unlikely in the water column following a spill scenario due to relatively rapid dispersal.

Bioaccumulation of aromatic compounds might be lower in natural environments than what is observed in the laboratory. PAHs may sorb to organic material suspended in the water column (dissolved humic material), which decreases their overall bioavailability primarily due to an increase in size. This has been observed with fish.

Ecotoxicity:

Diesel fuel studies in salt water are available. The values varied greatly for aquatic species such as rainbow trout and *Daphnia magna*, demonstrating the inherent variability of diesel fuel compositions and its effects on toxicity. Most experimental acute toxicity values are above 1 mg/L. The lowest 48-hour LC50 for salmonids was 2.4 mg/L. *Daphnia magna* had a 24-hour LC50 of 1.8 mg/L. The values varied greatly for aquatic species such as rainbow trout and *Daphnia magna*, demonstrating the inherent variability of diesel fuel compositions and its effects on toxicity. Most experimental acute toxicity values are above 1 mg/L. The lowest 48-hour LC50 for salmonids was 2.4 mg/L. *Daphnia magna* had a 24-hour LC50 of 1.8 mg/L.

The tropical mysid *Metamysidopsis insularis* was shown to be very sensitive to diesel fuel, with a 96-hour LC50 value of 0.22 mg/L. This species has been shown to be as sensitive as temperate mysids to toxicants. However, this study used nominal concentrations, and therefore was not considered acceptable. In another study involving diesel fuel, the effect on brown or common shrimp (*Crangon crangon*) a 96-hour LC50 of 22 mg/L was determined. A "gas oil" was also tested and a 96-hour LC50 of 12 mg/L was determined. The steady state cell density of marine phytoplankton decreased with increasing concentrations of diesel fuel, with different sensitivities between species. The diatom *Phaeodactylum tricornutum* showed a 20% decrease in cell density in 24 hours following a 3 mg/L exposure with a 24-hour no-observed effect concentration (NOEC) of 2.5 mg/L. The microalgae

Bullet Bond Insta-Fix Activator

Isochrysis galbana was more tolerant to diesel fuel, with a 24-hour lowest-observed-effect concentration (LOEC) of 26 mg/L (14% decrease in cell density), and a NOEC of 25 mg/L. Finally, the green algae Chlorella salina was relatively insensitive to diesel fuel contamination, with a 24-hour LOEC of 170 mg/L (27% decrease in cell density), and a NOEC of 160 mg/L. All populations of phytoplankton returned to a steady state within 5 days of exposure.

In sandy soils, earthworm (Eisenia fetida) mortality only occurred at diesel fuel concentrations greater than 10 000 mg/kg, which was also the concentration at which sub-lethal weight loss was recorded.

Nephrotoxic effects of diesel fuel have been documented in several animal and human studies. Some species of birds (mallard ducks in particular) are generally resistant to the toxic effects of petrochemical ingestion, and large amounts of petrochemicals are needed in order to cause direct mortality.

For n-Hexane: Log Kow: 3.17-3.94; Henry's Law Constant: 1.69 atm-m³ mol; Vapor Pressure: 150 mm Hg @ 25 C; Log Koc: 2.90 to 3.61. BOD 5, (if unstated): 2.21; COD: 0.04; ThOD: 3.52.

Atmospheric Fate: n-Hexane is not expected to be directly broken down by sunlight. The main atmospheric removal mechanism is through reactions with hydroxyl radicals, with an approximate half-life of 2.9 days. The smog-producing potential of n-hexane is very low, compared to other alkanes, or chlorinated VOCs. Hydroxyl ion reactions in the upper troposphere, therefore, are probably the primary mechanisms for n-hexane degradation in the atmosphere.

Terrestrial Fate: Surface evaporation is expected to be the main fate process of this substance in soil. The substance has a moderate ability to sorb to soil particles but, is expected to have low potential for leaching into the lower soil depths. n-Hexane is expected to generally stay near the soil surface and, if not appreciably sorbed into the soil matrix, will eventually evaporate. Exceptions would involve locations with shallow groundwater tables where large spills occur - in such cases, n-hexane would spread out to contaminate a large volume of soil. Once introduced into groundwater, n-hexane may be fairly persistent, since its degradation by water is slow and opportunities for biodegradation may be limited, (due to low oxygen conditions), or, where nutrients, such as nitrogen or phosphorus, are in limited supply. Biological breakdown is probably the most significant degradation mechanism in groundwater. Pseudomonas mendocina bacteria have been shown to break the substance down in groundwater and mixed/pure bacterial cultures can utilize the substance, in the presence of oxygen. The most important biological breakdown process involves the conversion of n-hexane to primary alcohols, aldehydes and, ultimately, into fatty acids. In general, unless the n-hexane is buried at some depth within a soil or sediment, evaporation is generally assumed to occur at a much more rapid rate than chemical or biochemical degradation processes.

Aquatic Fate: The dominant transport process from water is evaporation, with an estimated half-life of <3 hours. For standing bodies of water, a half-life no longer than 6.8 days is estimated. The substance has very low water solubility and is resistant to breakdown by water. Few data exist for the biological breakdown of n-hexane in water, however; this process is not considered to be as rapid as evaporation. n-Hexane may be persistent if released to deep sediment.

Ecotoxicity: This substance is not expected to concentrate/accumulate in aquatic organisms or the food chain. These substances are considered to be the most readily biodegradable fractions in petroleum, particularly when oxygen is present in solution. The substance is moderately toxic to rainbow trout, fathead minnow, bluegill, and Daphnia water fleas.

For Propane: Koc 460. log

Kow 2.36.

Henry's Law constant of 7.07x10⁻¹ atm-cu m/mole, derived from its vapour pressure, 7150 mm Hg, and water solubility, 62.4 mg/L. Estimated BCF: 13.1.

Terrestrial Fate: Propane is expected to have moderate mobility in soil. Volatilization from moist soil surfaces is expected to be an important fate process. Volatilization from dry soil surfaces is based vapor pressure. Biodegradation may be an important fate process in soil and sediment.

Aquatic Fate: Propane is expected to adsorb to suspended solids and sediment. Volatilization from water surfaces is expected and half-lives for a model river and model lake are estimated to be 41 minutes and 2.6 days, respectively. Biodegradation may not be an important fate process in water.

Ecotoxicity: The potential for bioconcentration in aquatic organisms is low.

Atmospheric Fate: Propane is expected to exist solely as a gas in the ambient atmosphere. Gas-phase propane is degraded in the atmosphere by reaction with photochemically-produced hydroxyl radicals; the half-life for this reaction in air is estimated to be 14 days and is not expected to be susceptible to direct photolysis by sunlight.

DO NOT discharge into sewer or waterways.

Persistence and degradability

Ingredient	Persistence: Water/Soil	Persistence: Air
n-hexane	LOW	LOW
N,N-dimethyl-p-toluidine	HIGH	HIGH

Bioaccumulative potential

Ingredient	Bioaccumulation
n-hexane	MEDIUM (LogKOW = 3.9)
N,N-dimethyl-p-toluidine	LOW (LogKOW = 2.81)

Mobility in soil

Ingredient	Mobility
n-hexane	LOW (KOC = 149)
N,N-dimethyl-p-toluidine	LOW (KOC = 124.8)

SECTION 13 Disposal considerations



Waste treatment methods

Product / Packaging disposal	<p>Legislation addressing waste disposal requirements may differ by country, state and/ or territory. Each user must refer to laws operating in their area. In some areas, certain wastes must be tracked.</p> <p>A Hierarchy of Controls seems to be common - the user should investigate:</p> <ul style="list-style-type: none"> ▶ Reduction ▶ Reuse ▶ Recycling ▶ Disposal (if all else fails) <p>This material may be recycled if unused, or if it has not been contaminated so as to make it unsuitable for its intended use. If it has been contaminated, it may be possible to reclaim the product by filtration, distillation or some other means. Shelf life considerations should also be applied in making decisions of this type. Note that properties of a material may change in use, and recycling or reuse may not always be appropriate.</p> <ul style="list-style-type: none"> ▶ DO NOT allow wash water from cleaning or process equipment to enter drains. ▶ It may be necessary to collect all wash water for treatment before disposal. ▶ In all cases disposal to sewer may be subject to local laws and regulations and these should be considered first. ▶ Where in doubt contact the responsible authority. ▶ Consult State Land Waste Management Authority for disposal. ▶ Discharge contents of damaged aerosol cans at an approved site. ▶ Allow small quantities to evaporate. ▶ DO NOT incinerate or puncture aerosol cans. ▶ Bury residues and emptied aerosol cans at an approved site.
-------------------------------------	---

Bullet Bond Insta-Fix Activator

SECTION 14 Transport information

Labels Required

	
Marine Pollutant	
HAZCHEM	Not Applicable

Land transport (ADG)

UN number or ID number	1950	
UN proper shipping name	AEROSOLS (contains LPG (liquefied petroleum gas))	
Transport hazard class(es)	Class	2.1
	Subsidiary risk	Not Applicable
Packing group	Not Applicable	
Environmental hazard	Environmentally hazardous	
Special precautions for user	Special provisions	63 190 277 327 344 381
	Limited quantity	1000ml

Air transport (ICAO-IATA / DGR)

UN number	1950	
UN proper shipping name	Aerosols, flammable (contains LPG (liquefied petroleum gas))	
Transport hazard class(es)	ICAO/IATA Class	2.1
	ICAO / IATA Subrisk	Not Applicable
	ERG Code	10L
Packing group	Not Applicable	
Environmental hazard	Environmentally hazardous	
Special precautions for user	Special provisions	A145 A167 A802
	Cargo Only Packing Instructions	203
	Cargo Only Maximum Qty / Pack	150 kg
	Passenger and Cargo Packing Instructions	203
	Passenger and Cargo Maximum Qty / Pack	75 kg
	Passenger and Cargo Limited Quantity Packing Instructions	Y203
	Passenger and Cargo Limited Maximum Qty / Pack	30 kg G

Sea transport (IMDG-Code / GGVSee)

UN number	1950	
UN proper shipping name	AEROSOLS (contains LPG (liquefied petroleum gas))	
Transport hazard class(es)	IMDG Class	2.1
	IMDG Subrisk	Not Applicable
Packing group	Not Applicable	
Environmental hazard	Marine Pollutant	
Special precautions for user	EMS Number	F-D, S-U
	Special provisions	63 190 277 327 344 381 959
	Limited Quantities	1000 ml

Transport in bulk according to Annex II of MARPOL and the IBC code

Not Applicable

Transport in bulk in accordance with MARPOL Annex V and the IMSBC Code

Product name	Group
LPG (liquefied petroleum gas)	Not Available

Continued...

Bullet Bond Insta-Fix Activator

Product name	Group
n-hexane	Not Available
N,N-dimethyl-p-toluidine	Not Available

Transport in bulk in accordance with the IGC Code

Product name	Ship Type
LPG (liquefied petroleum gas)	Not Available
n-hexane	Not Available
N,N-dimethyl-p-toluidine	Not Available

SECTION 15 Regulatory information

Safety, health and environmental regulations / legislation specific for the substance or mixture

LPG (liquefied petroleum gas) is found on the following regulatory lists

Australia Hazardous Chemical Information System (HCIS) - Hazardous Chemicals	Chemical Footprint Project - Chemicals of High Concern List
Australian Inventory of Industrial Chemicals (AIIC)	

n-hexane is found on the following regulatory lists

Australia Hazardous Chemical Information System (HCIS) - Hazardous Chemicals	Chemical Footprint Project - Chemicals of High Concern List
Australian Inventory of Industrial Chemicals (AIIC)	

N,N-dimethyl-p-toluidine is found on the following regulatory lists

Australia Hazardous Chemical Information System (HCIS) - Hazardous Chemicals	Chemical Footprint Project - Chemicals of High Concern List
Australia Standard for the Uniform Scheduling of Medicines and Poisons (SUSMP) - Schedule 5	International Agency for Research on Cancer (IARC) - Agents Classified by the IARC Monographs
Australian Inventory of Industrial Chemicals (AIIC)	International Agency for Research on Cancer (IARC) - Agents Classified by the IARC Monographs - Group 2B: Possibly carcinogenic to humans

National Inventory Status

National Inventory	Status
Australia - AIIC / Australia Non-Industrial Use	Yes
Canada - DSL	Yes
Canada - NDSL	No (LPG (liquefied petroleum gas); n-hexane; N,N-dimethyl-p-toluidine)
China - IECSC	Yes
Europe - EINEC / ELINCS / NLP	Yes
Japan - ENCS	Yes
Korea - KECI	Yes
New Zealand - NZIoC	Yes
Philippines - PICCS	Yes
USA - TSCA	Yes
Taiwan - TCSI	Yes
Mexico - INSQ	Yes
Vietnam - NCI	Yes
Russia - FBEPH	Yes

Legend: Yes = All CAS declared ingredients are on the inventory
No = One or more of the CAS listed ingredients are not on the inventory. These ingredients may be exempt or will require registration.

SECTION 16 Other information

Revision Date	20/03/2023
Initial Date	20/03/2023

Other information

Classification of the preparation and its individual components has drawn on official and authoritative sources as well as independent review by the Chemwatch Classification committee using available literature references.

The SDS is a Hazard Communication tool and should be used to assist in the Risk Assessment. Many factors determine whether the reported Hazards are Risks in the workplace or other settings. Risks may be determined by reference to Exposures Scenarios. Scale of use, frequency of use and current or available engineering controls must be considered.

Definitions and abbreviations

PC – TWA: Permissible Concentration-Time Weighted Average
 PC – STEL: Permissible Concentration-Short Term Exposure Limit
 IARC: International Agency for Research on Cancer
 ACGIH: American Conference of Governmental Industrial Hygienists
 STEL: Short Term Exposure Limit
 TEEL: Temporary Emergency Exposure Limit.
 IDLH: Immediately Dangerous to Life or Health Concentrations
 ES: Exposure Standard
 OSF: Odour Safety Factor

Bullet Bond Insta-Fix Activator

NOAEL :No Observed Adverse Effect Level
LOAEL: Lowest Observed Adverse Effect Level
TLV: Threshold Limit Value
LOD: Limit Of Detection
OTV: Odour Threshold Value
BCF: BioConcentration Factors
BEI: Biological Exposure Index
AIIIC: Australian Inventory of Industrial Chemicals
DSL: Domestic Substances List
NDSL: Non-Domestic Substances List
IECSC: Inventory of Existing Chemical Substance in China
EINECS: European INventory of Existing Commercial chemical Substances
ELINCS: European List of Notified Chemical Substances
NLP: No-Longer Polymers
ENCS: Existing and New Chemical Substances Inventory
KECI: Korea Existing Chemicals Inventory
NZIoC: New Zealand Inventory of Chemicals
PICCS: Philippine Inventory of Chemicals and Chemical Substances
TSCA: Toxic Substances Control Act
TCSI: Taiwan Chemical Substance Inventory
INSQ: Inventario Nacional de Sustancias Químicas
NCI: National Chemical Inventory
FBEPH: Russian Register of Potentially Hazardous Chemical and Biological Substances

Powered by AuthorITe, from Chemwatch.



Bullet Bond Insta-Fix Adhesive

QUIN GLOBAL ASIA PACIFIC

Version No: 1.1

Safety Data Sheet according to WHS Regulations (Hazardous Chemicals) Amendment 2020 and ADG requirements

Chemwatch Hazard Alert Code: 2

Issue Date: 20/03/2023

Print Date: 20/03/2023

S.GHS.AUS.EN

SECTION 1 Identification of the substance / mixture and of the company / undertaking

Product Identifier

Product name	Bullet Bond Insta-Fix Adhesive
Chemical Name	ethyl cyanoacrylate
Synonyms	Not Available
Other means of identification	Not Available

Relevant identified uses of the substance or mixture and uses advised against

Relevant identified uses	2k Adhesive
--------------------------	-------------

Details of the manufacturer or supplier of the safety data sheet

Registered company name	QUIN GLOBAL ASIA PACIFIC
Address	63 Hincksman Street Queanbeyan, NSW 2620 Australia
Telephone	+61 2 6175 0574
Fax	Not Available
Website	www.quinglobal.com
Email	sales@quinglobal.com.au

Emergency telephone number

Association / Organisation	CHEMWATCH EMERGENCY RESPONSE (24/7)
Emergency telephone numbers	+61 1800 951 288
Other emergency telephone numbers	+61 3 9573 3188

Once connected and if the message is not in your preferred language then please dial 01

SECTION 2 Hazards identification

Classification of the substance or mixture

Poisons Schedule	Not Applicable
Classification [1]	Serious Eye Damage/Eye Irritation Category 2A, Specific Target Organ Toxicity - Single Exposure (Respiratory Tract Irritation) Category 3, Skin Corrosion/Irritation Category 2
Legend:	1. Classified by Chemwatch; 2. Classification drawn from HCIS; 3. Classification drawn from Regulation (EU) No 1272/2008 - Annex VI

Label elements

Hazard pictogram(s)	
Signal word	Warning

Hazard statement(s)

H319	Causes serious eye irritation.
H335	May cause respiratory irritation.
H315	Causes skin irritation.

Bullet Bond Insta-Fix Adhesive

Precautionary statement(s) Prevention

P271	Use only outdoors or in a well-ventilated area.
P261	Avoid breathing mist/vapours/spray.
P280	Wear protective gloves, protective clothing, eye protection and face protection.
P264	Wash all exposed external body areas thoroughly after handling.

Precautionary statement(s) Response

P305+P351+P338	IF IN EYES: Rinse cautiously with water for several minutes. Remove contact lenses, if present and easy to do. Continue rinsing.
P312	Call a POISON CENTER/doctor/physician/first aider/if you feel unwell.
P337+P313	If eye irritation persists: Get medical advice/attention.
P302+P352	IF ON SKIN: Wash with plenty of water and soap.
P304+P340	IF INHALED: Remove person to fresh air and keep comfortable for breathing.
P332+P313	If skin irritation occurs: Get medical advice/attention.
P362+P364	Take off contaminated clothing and wash it before reuse.

Precautionary statement(s) Storage

P405	Store locked up.
P403+P233	Store in a well-ventilated place. Keep container tightly closed.

Precautionary statement(s) Disposal

P501	Dispose of contents/container to authorised hazardous or special waste collection point in accordance with any local regulation.
-------------	--

SECTION 3 Composition / information on ingredients

Substances

See section below for composition of Mixtures

Mixtures

CAS No	%[weight]	Name
7085-85-0	90-99.5	ethyl cyanoacrylate

Legend: 1. Classified by Chemwatch; 2. Classification drawn from HCIS; 3. Classification drawn from Regulation (EU) No 1272/2008 - Annex VI; 4. Classification drawn from C&L; * EU IOELVs available

SECTION 4 First aid measures

Description of first aid measures

Eye Contact	<p>Eyelid Adhesion</p> <ul style="list-style-type: none"> ▶ Wash thoroughly with water and apply moist pad; maintain in position. ▶ DO NOT force separation. ▶ Transport to hospital, or doctor without delay. ▶ Minor eye contamination should be treated by copious washing with water or 1% sodium carbonate solution. ▶ The eye will generally open without further action, typically in one to two days. there should be no residual damage. ▶ Adhesive introduced ▶ Removal of contact lenses after eye injury should only be undertaken by skilled personnel. <p>Adhesive in the Eye:</p> <ul style="list-style-type: none"> ▶ Adhesive will attach itself to eye proteins and will disassociate from these over intermittent periods, usually within several hours. ▶ This will result in weeping until clearance of the protein complex. ▶ It is important to understand that disassociation will normally occur within a matter of hours even with gross contamination.
Skin Contact	<p>Cyanoacrylate adhesives is a very fast setting and strong. they bond human tissues including skin in seconds. Experience shows that accidents involving cyanoacrylates are best handled by passive, non-surgical first aid.</p> <p>Skin Contact:</p> <ul style="list-style-type: none"> ▶ Remove excessive adhesive. ▶ Soak in warm water - the adhesive should loosen from the skin in several hours. Dried adhesive does not present a health hazard. ▶ Contact with clothes, fabric, rags or tissues may generate heat, and strong irritating odours; skin burns may also ensue. <p>Skin Adhesion:</p> <ul style="list-style-type: none"> ▶ IMMEDIATELY immerse affected areas in warm soapy water. ▶ DO NOT force bonded surfaces apart. ▶ Use a gentle rolling action to peel surfaces apart if possible. It may be necessary to use a blunt edge such as a spatula or spoon handle. Do NOT attempt to pull the surfaces apart with a direct opposing action. ▶ Remove any cured material with warm, soapy water. ▶ Seek medical attention without delay. ▶ A solvent such as acetone may be used (with care!) to separate bonded skin surfaces. NEVER use solvent near eyes, mouth, cuts, or abrasions.
Inhalation	<ul style="list-style-type: none"> ▶ If fumes, aerosols or combustion products are inhaled remove from contaminated area. ▶ Other measures are usually unnecessary. ▶ If fumes or combustion products are inhaled remove from contaminated area. ▶ Lay patient down. Keep warm and rested. ▶ Prostheses such as false teeth, which may block airway, should be removed, where possible, prior to initiating first aid procedures. ▶ Apply artificial respiration if not breathing, preferably with a demand valve resuscitator, bag-valve mask device, or pocket mask as trained.

Bullet Bond Insta-Fix Adhesive

	<ul style="list-style-type: none"> Perform CPR if necessary. ▶ Transport to hospital, or doctor, without delay.
Ingestion	<ul style="list-style-type: none"> ▶ Immediately give a glass of water. ▶ First aid is not generally required. If in doubt, contact a Poisons Information Centre or a doctor. ▶ For material bonded in the mouth seek medical/dental attention. ▶ If lips are accidentally stuck together apply lots of warm water and encourage maximum wetting and pressure from saliva inside the mouth. ▶ Peel or roll lips apart. ▶ Do NOT attempt to pull the lips with direct opposing action. ▶ It is almost impossible to swallow cyanoacrylates. The adhesive solidifies and adheres in the mouth. Saliva will lip the adhesion in one or two days.

Indication of any immediate medical attention and special treatment needed

It should never be necessary to use surgical means to separate tissues which become accidentally bonded. The action of physiological fluids or warm soapy water will cause this adhesive to eventually fail.
Treat symptomatically.

SECTION 5 Firefighting measures

Extinguishing media

- ▶ Foam.
- ▶ Dry chemical powder.
- ▶ BCF (where regulations permit).
- ▶ Carbon dioxide.
- ▶ Water spray or fog - Large fires only.

Special hazards arising from the substrate or mixture

Fire Incompatibility	▶ Avoid contamination with oxidising agents i.e. nitrates, oxidising acids, chlorine bleaches, pool chlorine etc. as ignition may result
-----------------------------	--

Advice for firefighters

Fire Fighting	<ul style="list-style-type: none"> ▶ Alert Fire Brigade and tell them location and nature of hazard. ▶ Wear full body protective clothing with breathing apparatus. ▶ Prevent, by any means available, spillage from entering drains or water course. ▶ Use water delivered as a fine spray to control fire and cool adjacent area. ▶ Avoid spraying water onto liquid pools. ▶ DO NOT approach containers suspected to be hot. ▶ Cool fire exposed containers with water spray from a protected location. ▶ If safe to do so, remove containers from path of fire.
Fire/Explosion Hazard	<ul style="list-style-type: none"> ▶ Combustible. ▶ Slight fire hazard when exposed to heat or flame. ▶ Heating may cause expansion or decomposition leading to violent rupture of containers. ▶ On combustion, may emit toxic fumes of carbon monoxide (CO). ▶ May emit acrid smoke. ▶ Mists containing combustible materials may be explosive. <p>Combustion products include: carbon dioxide (CO₂) nitrogen oxides (NO_x) other pyrolysis products typical of burning organic material. May emit poisonous fumes. May emit corrosive fumes.</p>
HAZCHEM	Not Applicable

SECTION 6 Accidental release measures

Personal precautions, protective equipment and emergency procedures

See section 8

Environmental precautions

See section 12

Methods and material for containment and cleaning up

Minor Spills	<p>If cloth has been used to wipe up spills, immediately soak the cloth in water to produce polymerisation and prevent possibility of autoignition.</p> <ul style="list-style-type: none"> ▶ Remove all ignition sources. ▶ Clean up all spills immediately. ▶ Avoid breathing vapours and contact with skin and eyes. ▶ Control personal contact with the substance, by using protective equipment. ▶ Contain and absorb spill with sand, earth, inert material or vermiculite. ▶ Wipe up. ▶ Place in a suitable, labelled container for waste disposal.
Major Spills	<p>Moderate hazard.</p> <ul style="list-style-type: none"> ▶ Clear area of personnel and move upwind. ▶ Alert Fire Brigade and tell them location and nature of hazard. ▶ Wear breathing apparatus plus protective gloves. ▶ Prevent, by any means available, spillage from entering drains or water course.

Continued...

Bullet Bond Insta-Fix Adhesive

- ▶ No smoking, naked lights or ignition sources.
- ▶ Increase ventilation.
- ▶ Stop leak if safe to do so.
- ▶ Contain spill with sand, earth or vermiculite.
- ▶ Collect recoverable product into labelled containers for recycling.
- ▶ Absorb remaining product with sand, earth or vermiculite.
- ▶ Collect solid residues and seal in labelled drums for disposal.
- ▶ Wash area and prevent runoff into drains.
- ▶ If contamination of drains or waterways occurs, advise emergency services.

Personal Protective Equipment advice is contained in Section 8 of the SDS.

SECTION 7 Handling and storage

Precautions for safe handling

Safe handling	<ul style="list-style-type: none"> ▶ Avoid all personal contact, including inhalation. ▶ Wear protective clothing when risk of exposure occurs. ▶ Use in a well-ventilated area. ▶ Prevent concentration in hollows and sumps. ▶ DO NOT enter confined spaces until atmosphere has been checked. ▶ Avoid smoking, naked lights or ignition sources. ▶ Avoid contact with incompatible materials. ▶ When handling, DO NOT eat, drink or smoke. ▶ Keep containers securely sealed when not in use. ▶ Avoid physical damage to containers. ▶ Always wash hands with soap and water after handling. ▶ Work clothes should be laundered separately. ▶ Use good occupational work practice. ▶ Observe manufacturer's storage and handling recommendations contained within this SDS. ▶ Atmosphere should be regularly checked against established exposure standards to ensure safe working conditions. ▶ DO NOT allow clothing wet with material to stay in contact with skin
Other information	<ul style="list-style-type: none"> ▶ Store in original containers. ▶ Keep containers securely sealed. ▶ No smoking, naked lights or ignition sources. ▶ Store in a cool, dry, well-ventilated area. ▶ Store away from incompatible materials and foodstuff containers. ▶ Protect containers against physical damage and check regularly for leaks. ▶ Observe manufacturer's storage and handling recommendations contained within this SDS.

Conditions for safe storage, including any incompatibilities

Suitable container	<ul style="list-style-type: none"> ▶ Metal can or drum ▶ Packaging as recommended by manufacturer. ▶ Check all containers are clearly labelled and free from leaks.
Storage incompatibility	<p>For cyanoacrylates:</p> <ul style="list-style-type: none"> ▶ Avoid contact with acids, bases, amines. ▶ Avoid contact with clothes, fabric, rags (especially cotton and wool) rubber or paper; contact may cause polymerisation. ▶ Cyanoacrylate adhesives undergo anionic polymerization in the presence of a weak base, such as water, and are stabilized through the addition of a weak acid. The stabiliser is usually in the form of a weak acidic gas such as SO₂, NO, or BF₃. An essential function of the stabiliser is to prevent polymerisation in the container, which is usually made of polyethylene. If too little stabiliser is added, the product will be prone to premature polymerization and if too much is added it will be less active and function less effectively as an adhesive. ▶ When the adhesive contacts a slightly alkaline surface, trace amounts of adsorbed water or hydroxide ions (OH⁻) that are present on the substrate's surface neutralise the acidic stabilizer in the adhesive, resulting in rapid polymerisation. ▶ Unmodified cyanoacrylate adhesives do not polymerise readily on acidic surfaces such as wood or dichromated metals. ▶ Cyanoacrylate adhesives (or super-glues) do not wet or adhere well to polyolefins. The surface tension of the adhesive is much higher than that of the substrate. However, polyolefins can be primed for adhesion with cyanoacrylates by certain chemical compounds normally considered to be activators for cyanoacrylate polymerisation. ▶ Free radical stabilisers such as hydroquinone are added to improve storage stability ▶ Segregate from alcohol, water. ▶ Avoid reaction with oxidising agents

SECTION 8 Exposure controls / personal protection

Control parameters

Occupational Exposure Limits (OEL)

INGREDIENT DATA

Not Available

Emergency Limits

Ingredient	TEEL-1	TEEL-2	TEEL-3
Bullet Bond Insta-Fix Adhesive	Not Available	Not Available	Not Available
Ingredient	Original IDLH	Revised IDLH	
ethyl cyanoacrylate	Not Available	Not Available	

Occupational Exposure Banding


Ingredient	Occupational Exposure Band Rating	Occupational Exposure Band Limit
------------	-----------------------------------	----------------------------------

Continued...

Bullet Bond Insta-Fix Adhesive

Ingredient	Occupational Exposure Band Rating	Occupational Exposure Band Limit
ethyl cyanoacrylate	E	≤ 0.1 ppm
Notes:	<i>Occupational exposure banding is a process of assigning chemicals into specific categories or bands based on a chemical's potency and the adverse health outcomes associated with exposure. The output of this process is an occupational exposure band (OEB), which corresponds to a range of exposure concentrations that are expected to protect worker health.</i>	

Exposure controls

Appropriate engineering controls	<p>Engineering controls are used to remove a hazard or place a barrier between the worker and the hazard. Well-designed engineering controls can be highly effective in protecting workers and will typically be independent of worker interactions to provide this high level of protection. The basic types of engineering controls are:</p> <p>Process controls which involve changing the way a job activity or process is done to reduce the risk.</p> <p>Enclosure and/or isolation of emission source which keeps a selected hazard "physically" away from the worker and ventilation that strategically "adds" and "removes" air in the work environment. Ventilation can remove or dilute an air contaminant if designed properly. The design of a ventilation system must match the particular process and chemical or contaminant in use.</p> <p>Employers may need to use multiple types of controls to prevent employee overexposure.</p> <p>General exhaust is adequate under normal operating conditions. Local exhaust ventilation may be required in special circumstances. If risk of overexposure exists, wear approved respirator. Supplied-air type respirator may be required in special circumstances. Correct fit is essential to ensure adequate protection. Provide adequate ventilation in warehouses and enclosed storage areas. Air contaminants generated in the workplace possess varying "escape" velocities which, in turn, determine the "capture velocities" of fresh circulating air required to effectively remove the contaminant.</p> <table border="1" style="width: 100%; border-collapse: collapse;"> <thead> <tr> <th style="text-align: left;">Type of Contaminant:</th> <th style="text-align: left;">Air Speed:</th> </tr> </thead> <tbody> <tr> <td>solvent, vapours, degreasing etc., evaporating from tank (in still air).</td> <td>0.25-0.5 m/s (50-100 f/min)</td> </tr> <tr> <td>aerosols, fumes from pouring operations, intermittent container filling, low speed conveyer transfers, welding, spray drift, plating acid fumes, pickling (released at low velocity into zone of active generation)</td> <td>0.5-1 m/s (100-200 f/min.)</td> </tr> <tr> <td>direct spray, spray painting in shallow booths, drum filling, conveyer loading, crusher dusts, gas discharge (active generation into zone of rapid air motion)</td> <td>1-2.5 m/s (200-500 f/min.)</td> </tr> <tr> <td>grinding, abrasive blasting, tumbling, high speed wheel generated dusts (released at high initial velocity into zone of very high rapid air motion)</td> <td>2.5-10 m/s (500-2000 f/min.)</td> </tr> </tbody> </table> <p>Within each range the appropriate value depends on:</p> <table border="1" style="width: 100%; border-collapse: collapse;"> <thead> <tr> <th style="text-align: left;">Lower end of the range</th> <th style="text-align: left;">Upper end of the range</th> </tr> </thead> <tbody> <tr> <td>1: Room air currents minimal or favourable to capture</td> <td>1: Disturbing room air currents</td> </tr> <tr> <td>2: Contaminants of low toxicity or of nuisance value only.</td> <td>2: Contaminants of high toxicity</td> </tr> <tr> <td>3: Intermittent, low production.</td> <td>3: High production, heavy use</td> </tr> <tr> <td>4: Large hood or large air mass in motion</td> <td>4: Small hood-local control only</td> </tr> </tbody> </table> <p>Simple theory shows that air velocity falls rapidly with distance away from the opening of a simple extraction pipe. Velocity generally decreases with the square of distance from the extraction point (in simple cases). Therefore the air speed at the extraction point should be adjusted, accordingly, after reference to distance from the contaminating source. The air velocity at the extraction fan, for example, should be a minimum of 1-2 m/s (200-400 f/min) for extraction of solvents generated in a tank 2 meters distant from the extraction point. Other mechanical considerations, producing performance deficits within the extraction apparatus, make it essential that theoretical air velocities are multiplied by factors of 10 or more when extraction systems are installed or used.</p>	Type of Contaminant:	Air Speed:	solvent, vapours, degreasing etc., evaporating from tank (in still air).	0.25-0.5 m/s (50-100 f/min)	aerosols, fumes from pouring operations, intermittent container filling, low speed conveyer transfers, welding, spray drift, plating acid fumes, pickling (released at low velocity into zone of active generation)	0.5-1 m/s (100-200 f/min.)	direct spray, spray painting in shallow booths, drum filling, conveyer loading, crusher dusts, gas discharge (active generation into zone of rapid air motion)	1-2.5 m/s (200-500 f/min.)	grinding, abrasive blasting, tumbling, high speed wheel generated dusts (released at high initial velocity into zone of very high rapid air motion)	2.5-10 m/s (500-2000 f/min.)	Lower end of the range	Upper end of the range	1: Room air currents minimal or favourable to capture	1: Disturbing room air currents	2: Contaminants of low toxicity or of nuisance value only.	2: Contaminants of high toxicity	3: Intermittent, low production.	3: High production, heavy use	4: Large hood or large air mass in motion	4: Small hood-local control only
Type of Contaminant:	Air Speed:																				
solvent, vapours, degreasing etc., evaporating from tank (in still air).	0.25-0.5 m/s (50-100 f/min)																				
aerosols, fumes from pouring operations, intermittent container filling, low speed conveyer transfers, welding, spray drift, plating acid fumes, pickling (released at low velocity into zone of active generation)	0.5-1 m/s (100-200 f/min.)																				
direct spray, spray painting in shallow booths, drum filling, conveyer loading, crusher dusts, gas discharge (active generation into zone of rapid air motion)	1-2.5 m/s (200-500 f/min.)																				
grinding, abrasive blasting, tumbling, high speed wheel generated dusts (released at high initial velocity into zone of very high rapid air motion)	2.5-10 m/s (500-2000 f/min.)																				
Lower end of the range	Upper end of the range																				
1: Room air currents minimal or favourable to capture	1: Disturbing room air currents																				
2: Contaminants of low toxicity or of nuisance value only.	2: Contaminants of high toxicity																				
3: Intermittent, low production.	3: High production, heavy use																				
4: Large hood or large air mass in motion	4: Small hood-local control only																				
Individual protection measures, such as personal protective equipment																					
Eye and face protection	<ul style="list-style-type: none"> ▶ Safety glasses with side shields. ▶ Chemical goggles. ▶ Contact lenses may pose a special hazard; soft contact lenses may absorb and concentrate irritants. A written policy document, describing the wearing of lenses or restrictions on use, should be created for each workplace or task. This should include a review of lens absorption and adsorption for the class of chemicals in use and an account of injury experience. Medical and first-aid personnel should be trained in their removal and suitable equipment should be readily available. In the event of chemical exposure, begin eye irrigation immediately and remove contact lens as soon as practicable. Lens should be removed at the first signs of eye redness or irritation - lens should be removed in a clean environment only after workers have washed hands thoroughly. [CDC NIOSH Current Intelligence Bulletin 59], [AS/NZS 1336 or national equivalent] 																				
Skin protection	See Hand protection below																				
Hands/feet protection	<ul style="list-style-type: none"> ▶ Wear chemical protective gloves, e.g. PVC. ▶ Wear safety footwear or safety gumboots, e.g. Rubber <p>The selection of suitable gloves does not only depend on the material, but also on further marks of quality which vary from manufacturer to manufacturer. Where the chemical is a preparation of several substances, the resistance of the glove material can not be calculated in advance and has therefore to be checked prior to the application.</p> <p>The exact break through time for substances has to be obtained from the manufacturer of the protective gloves and has to be observed when making a final choice.</p> <p>Personal hygiene is a key element of effective hand care. Gloves must only be worn on clean hands. After using gloves, hands should be washed and dried thoroughly. Application of a non-perfumed moisturiser is recommended.</p> <p>Suitability and durability of glove type is dependent on usage. Important factors in the selection of gloves include:</p> <ul style="list-style-type: none"> · frequency and duration of contact, · chemical resistance of glove material, · glove thickness and · dexterity <p>Select gloves tested to a relevant standard (e.g. Europe EN 374, US F739, AS/NZS 2161.1 or national equivalent).</p> <ul style="list-style-type: none"> · When prolonged or frequently repeated contact may occur, a glove with a protection class of 5 or higher (breakthrough time greater than 240 minutes according to EN 374, AS/NZS 2161.10.1 or national equivalent) is recommended. 																				

Bullet Bond Insta-Fix Adhesive

	<ul style="list-style-type: none"> · When only brief contact is expected, a glove with a protection class of 3 or higher (breakthrough time greater than 60 minutes according to EN 374, AS/NZS 2161.10.1 or national equivalent) is recommended. · Some glove polymer types are less affected by movement and this should be taken into account when considering gloves for long-term use. · Contaminated gloves should be replaced. <p>As defined in ASTM F-739-96 in any application, gloves are rated as:</p> <ul style="list-style-type: none"> · Excellent when breakthrough time > 480 min · Good when breakthrough time > 20 min · Fair when breakthrough time < 20 min · Poor when glove material degrades <p>For general applications, gloves with a thickness typically greater than 0.35 mm, are recommended.</p> <p>It should be emphasised that glove thickness is not necessarily a good predictor of glove resistance to a specific chemical, as the permeation efficiency of the glove will be dependent on the exact composition of the glove material. Therefore, glove selection should also be based on consideration of the task requirements and knowledge of breakthrough times.</p> <p>Glove thickness may also vary depending on the glove manufacturer, the glove type and the glove model. Therefore, the manufacturers technical data should always be taken into account to ensure selection of the most appropriate glove for the task.</p> <p>Note: Depending on the activity being conducted, gloves of varying thickness may be required for specific tasks. For example:</p> <ul style="list-style-type: none"> · Thinner gloves (down to 0.1 mm or less) may be required where a high degree of manual dexterity is needed. However, these gloves are only likely to give short duration protection and would normally be just for single use applications, then disposed of. · Thicker gloves (up to 3 mm or more) may be required where there is a mechanical (as well as a chemical) risk i.e. where there is abrasion or puncture potential <p>Gloves must only be worn on clean hands. After using gloves, hands should be washed and dried thoroughly. Application of a non-perfumed moisturiser is recommended.</p> <ul style="list-style-type: none"> ▸ Polyethylene gloves
Body protection	See Other protection below
Other protection	<ul style="list-style-type: none"> ▸ Overalls. ▸ P.V.C apron. ▸ Barrier cream. ▸ Skin cleansing cream. ▸ Eye wash unit.

Respiratory protection

Type A Filter of sufficient capacity. (AS/NZS 1716 & 1715, EN 143:2000 & 149:2001, ANSI Z88 or national equivalent)

Selection of the Class and Type of respirator will depend upon the level of breathing zone contaminant and the chemical nature of the contaminant. Protection Factors (defined as the ratio of contaminant outside and inside the mask) may also be important.

Required minimum protection factor	Maximum gas/vapour concentration present in air p.p.m. (by volume)	Half-face Respirator	Full-Face Respirator
up to 10	1000	A-AUS / Class1	-
up to 50	1000	-	A-AUS / Class 1
up to 50	5000	Airline *	-
up to 100	5000	-	A-2
up to 100	10000	-	A-3
100+			Airline**

* - Continuous Flow ** - Continuous-flow or positive pressure demand

A(All classes) = Organic vapours, B AUS or B1 = Acid gasses, B2 = Acid gas or hydrogen cyanide(HCN), B3 = Acid gas or hydrogen cyanide(HCN), E = Sulfur dioxide(SO₂), G = Agricultural chemicals, K = Ammonia(NH₃), Hg = Mercury, NO = Oxides of nitrogen, MB = Methyl bromide, AX = Low boiling point organic compounds(below 65 degC)

- Cartridge respirators should never be used for emergency ingress or in areas of unknown vapour concentrations or oxygen content.
- The wearer must be warned to leave the contaminated area immediately on detecting any odours through the respirator. The odour may indicate that the mask is not functioning properly, that the vapour concentration is too high, or that the mask is not properly fitted. Because of these limitations, only restricted use of cartridge respirators is considered appropriate.
- Cartridge performance is affected by humidity. Cartridges should be changed after 2 hr of continuous use unless it is determined that the humidity is less than 75%, in which case, cartridges can be used for 4 hr. Used cartridges should be discarded daily, regardless of the length of time used

SECTION 9 Physical and chemical properties

Information on basic physical and chemical properties

Appearance	Not Available		
Physical state	Liquid	Relative density (Water = 1)	1.05
Odour	Not Available	Partition coefficient n-octanol / water	Not Available
Odour threshold	Not Available	Auto-ignition temperature (°C)	Not Available
pH (as supplied)	Not Available	Decomposition temperature (°C)	Not Available
Melting point / freezing point (°C)	Not Applicable	Viscosity (cSt)	Not Available
Initial boiling point and boiling range (°C)	Not Available	Molecular weight (g/mol)	Not Available
Flash point (°C)	Not Applicable	Taste	Not Available
Evaporation rate	Not Available	Explosive properties	Not Available

Bullet Bond Insta-Fix Adhesive

Flammability	Not Applicable	Oxidising properties	Not Available
Upper Explosive Limit (%)	Not Available	Surface Tension (dyn/cm or mN/m)	Not Available
Lower Explosive Limit (%)	Not Available	Volatile Component (%vol)	Not Available
Vapour pressure (kPa)	Not Available	Gas group	Not Available
Solubility in water	Immiscible	pH as a solution (1%)	Not Available
Vapour density (Air = 1)	Not Available	VOC g/L	Not Available

SECTION 10 Stability and reactivity

Reactivity	See section 7
Chemical stability	<ul style="list-style-type: none"> ▶ Unstable in the presence of incompatible materials. ▶ Product is considered stable. ▶ Hazardous polymerisation will not occur.
Possibility of hazardous reactions	See section 7
Conditions to avoid	See section 7
Incompatible materials	See section 7
Hazardous decomposition products	See section 5

SECTION 11 Toxicological information

Information on toxicological effects

Inhaled	<p>The material can cause respiratory irritation in some persons. The body's response to such irritation can cause further lung damage. In low humidity, cyanoacrylate vapours are irritating to the respiratory system and eyes. High concentrations may cause inflammation of the lungs and other complications.</p> <p>The material has NOT been classified by EC Directives or other classification systems as "harmful by inhalation". This is because of the lack of corroborating animal or human evidence.</p>	
Ingestion	<p>Uncured cyanoacrylates are difficult to swallow as saliva cures the surface of the adhesive with negligible bonding. The cured material is considered to be non-hazardous.</p> <p>The material has NOT been classified by EC Directives or other classification systems as "harmful by ingestion". This is because of the lack of corroborating animal or human evidence.</p>	
Skin Contact	<p>This material can cause inflammation of the skin on contact in some persons.</p> <p>The material may accentuate any pre-existing dermatitis condition</p> <p>Skin contact is not thought to have harmful health effects (as classified under EC Directives); the material may still produce health damage following entry through wounds, lesions or abrasions.</p> <p>Small n-alkyl cyanoacrylates cause burns and irritation on skin contact. Exposure to their vapours can cause irritation, but usually only in dry conditions.</p> <p>Open cuts, abraded or irritated skin should not be exposed to this material</p> <p>Entry into the blood-stream, through, for example, cuts, abrasions or lesions, may produce systemic injury with harmful effects. Examine the skin prior to the use of the material and ensure that any external damage is suitably protected.</p>	
Eye	<p>This material can cause eye irritation and damage in some persons.</p> <p>Exposure to cyanoacrylate vapours can cause discomfort and tears, nasal discharge, and blurred vision. The eyelids may be glued shut.</p>	
Chronic	<p>Long-term exposure to respiratory irritants may result in airways disease, involving difficulty breathing and related whole-body problems. Substance accumulation, in the human body, may occur and may cause some concern following repeated or long-term occupational exposure. Dermatitis may result from prolonged exposures. On repeated and prolonged exposure by skin contact or inhalation, a small proportion of individuals develop allergic sensitivities.</p> <p>Chronic exposure to cyanides and certain nitriles may result in interference to iodine uptake by thyroid gland and its consequent enlargement. This occurs following metabolic conversion of the cyanide moiety to thiocyanate.</p>	
Bullet Bond Insta-Fix Adhesive	TOXICITY	IRRITATION
	Not Available	Not Available
ethyl cyanoacrylate	TOXICITY	IRRITATION
	Dermal (rabbit) LD50: 233.2 mg/kg ^[2]	Not Available
	Inhalation(Rat) LC50: 5.278 mg/L4h ^[2]	
	Oral (Rat) LD50: 190.8 mg/kg ^[2]	
Legend:	<p>1. Value obtained from Europe ECHA Registered Substances - Acute toxicity 2. Value obtained from manufacturer's SDS. Unless otherwise specified data extracted from RTECS - Register of Toxic Effect of chemical Substances</p>	

ETHYL CYANOACRYLATE * [AIHAAP]

Continued...

Bullet Bond Insta-Fix Adhesive

Bullet Bond Insta-Fix Adhesive & ETHYL CYANOACRYLATE

Asthma-like symptoms may continue for months or even years after exposure to the material ends. This may be due to a non-allergic condition known as reactive airways dysfunction syndrome (RADS) which can occur after exposure to high levels of highly irritating compound. Main criteria for diagnosing RADS include the absence of previous airways disease in a non-atopic individual, with sudden onset of persistent asthma-like symptoms within minutes to hours of a documented exposure to the irritant. Other criteria for diagnosis of RADS include a reversible airflow pattern on lung function tests, moderate to severe bronchial hyperreactivity on methacholine challenge testing, and the lack of minimal lymphocytic inflammation, without eosinophilia. RADS (or asthma) following an irritating inhalation is an infrequent disorder with rates related to the concentration of and duration of exposure to the irritating substance. On the other hand, industrial bronchitis is a disorder that occurs as a result of exposure due to high concentrations of irritating substance (often particles) and is completely reversible after exposure ceases. The disorder is characterized by difficulty breathing, cough and mucus production.

For methyl cyanoacrylate (MCA) and ethyl cyanoacrylate (ECA)

Studies show that the key toxicological features of MCA and ECA are as a result of local activity at the site of contact. Liquid MCA and ECA may cause eye and skin irritation on repeated exposure but inconclusive evidence of skin sensitization and asthma causing effect. ECA and MCA does not cause genetic toxicity but presents similar health effect predicted to be due to its similar dose-response relationship, close structural similarities, similar physicochemical properties and toxicological profiles.

Acute Toxicity	✗	Carcinogenicity	✗
Skin Irritation/Corrosion	✔	Reproductivity	✗
Serious Eye Damage/Irritation	✔	STOT - Single Exposure	✔
Respiratory or Skin sensitisation	✗	STOT - Repeated Exposure	✗
Mutagenicity	✗	Aspiration Hazard	✗

Legend: ✗ – Data either not available or does not fill the criteria for classification
✔ – Data available to make classification

SECTION 12 Ecological information

Toxicity

Bullet Bond Insta-Fix Adhesive	Endpoint	Test Duration (hr)	Species	Value	Source
	Not Available	Not Available	Not Available	Not Available	Not Available

ethyl cyanoacrylate	Endpoint	Test Duration (hr)	Species	Value	Source
	Not Available	Not Available	Not Available	Not Available	Not Available

Legend: *Extracted from 1. IUCLID Toxicity Data 2. Europe ECHA Registered Substances - Ecotoxicological Information - Aquatic Toxicity 4. US EPA, Ecotox database - Aquatic Toxicity Data 5. ECETOC Aquatic Hazard Assessment Data 6. NITE (Japan) - Bioconcentration Data 7. METI (Japan) - Bioconcentration Data 8. Vendor Data*

Substances containing unsaturated carbons are ubiquitous in indoor environments. They result from many sources (see below). Most are reactive with environmental ozone and many produce stable products which are thought to adversely affect human health. The potential for surfaces in an enclosed space to facilitate reactions should be considered.

Source of unsaturated substances	Unsaturated substances (Reactive Emissions)	Major Stable Products produced following reaction with ozone.
Occupants (exhaled breath, ski oils, personal care products)	Isoprene, nitric oxide, squalene, unsaturated sterols, oleic acid and other unsaturated fatty acids, unsaturated oxidation products	Methacrolein, methyl vinyl ketone, nitrogen dioxide, acetone, 6MHQ, geranyl acetone, 4OPA, formaldehyde, nonanal, decanal, 9-oxo-nonanoic acid, azelaic acid, nonanoic acid.
Soft woods, wood flooring, including cypress, cedar and silver fir boards, houseplants	Isoprene, limonene, alpha-pinene, other terpenes and sesquiterpenes	Formaldehyde, 4-AMC, pinoaldehyde, pinic acid, pinonic acid, formic acid, methacrolein, methyl vinyl ketone, SOAs including ultrafine particles
Carpets and carpet backing	4-Phenylcyclohexene, 4-vinylcyclohexene, styrene, 2-ethylhexyl acrylate, unsaturated fatty acids and esters	Formaldehyde, acetaldehyde, benzaldehyde, hexanal, nonanal, 2-nonenal
Linoleum and paints/polishes containing linseed oil	Linoleic acid, linolenic acid	Propanal, hexanal, nonanal, 2-heptenal, 2-nonenal, 2-decenal, 1-pentene-3-one, propionic acid, n-butyric acid
Latex paint	Residual monomers	Formaldehyde
Certain cleaning products, polishes, waxes, air fresheners	Limonene, alpha-pinene, terpinolene, alpha-terpineol, linalool, linalyl acetate and other terpenoids, longifolene and other sesquiterpenes	Formaldehyde, acetaldehyde, glycoaldehyde, formic acid, acetic acid, hydrogen and organic peroxides, acetone, benzaldehyde, 4-hydroxy-4-methyl-5-hexen-1-ol, 5-ethenyl-dihydro-5-methyl-2(3H)-furanone, 4-AMC, SOAs including ultrafine particles
Natural rubber adhesive	Isoprene, terpenes	Formaldehyde, methacrolein, methyl vinyl ketone
Photocopier toner, printed paper, styrene polymers	Styrene	Formaldehyde, benzaldehyde
Environmental tobacco smoke	Styrene, acrolein, nicotine	Formaldehyde, benzaldehyde, hexanal, glyoxal, N-methylformamide, nicotinaldehyde, cotinine
Soiled clothing, fabrics, bedding	Squalene, unsaturated sterols, oleic acid and other saturated fatty acids	Acetone, geranyl acetone, 6MHO, 4OPA, formaldehyde, nonanal, decanal, 9-oxo-nonanoic acid, azelaic acid, nonanoic acid
Soiled particle filters	Unsaturated fatty acids from plant waxes, leaf litter, and other vegetative debris; soot; diesel particles	Formaldehyde, nonanal, and other aldehydes; azelaic acid; nonanoic acid; 9-oxo-nonanoic acid and other oxo-acids; compounds with mixed functional groups (=O, -OH, and -COOH)
Ventilation ducts and duct liners	Unsaturated fatty acids and esters, unsaturated oils, neoprene	C5 to C10 aldehydes
"Urban grime"	Polycyclic aromatic hydrocarbons	Oxidized polycyclic aromatic hydrocarbons
Perfumes, colognes, essential oils (e.g. lavender, eucalyptus, tea tree)	Limonene, alpha-pinene, linalool, linalyl acetate, terpinene-4-ol, gamma-terpinene	Formaldehyde, 4-AMC, acetone, 4-hydroxy-4-methyl-5-hexen-1-ol, 5-ethenyl-dihydro-5-methyl-2(3H) furanone, SOAs including ultrafine particles
Overall home emissions	Limonene, alpha-pinene, styrene	Formaldehyde, 4-AMC, pinoaldehyde, acetone, pinic acid, pinonic acid, formic acid, benzaldehyde, SOAs including ultrafine particles

Abbreviations: 4-AMC, 4-acetyl-1-methylcyclohexene; 6MHQ, 6-methyl-5-heptene-2-one, 4OPA, 4-oxopentanal, SOA, Secondary Organic Aerosols

Reference: Charles J Weschler; Environmental Health Perspectives, Vol 114, October 2006

DO NOT discharge into sewer or waterways.

Persistence and degradability

Ingredient	Persistence: Water/Soil	Persistence: Air
ethyl cyanoacrylate	LOW	LOW

Continued...

Bullet Bond Insta-Fix Adhesive

Bioaccumulative potential

Ingredient	Bioaccumulation
ethyl cyanoacrylate	LOW (LogKOW = 1.4174)

Mobility in soil

Ingredient	Mobility
ethyl cyanoacrylate	LOW (KOC = 6.847)

SECTION 13 Disposal considerations

Waste treatment methods

Product / Packaging disposal	<p>Legislation addressing waste disposal requirements may differ by country, state and/ or territory. Each user must refer to laws operating in their area. In some areas, certain wastes must be tracked.</p> <p>A Hierarchy of Controls seems to be common - the user should investigate:</p> <ul style="list-style-type: none"> ▶ Reduction ▶ Reuse ▶ Recycling ▶ Disposal (if all else fails) <p>This material may be recycled if unused, or if it has not been contaminated so as to make it unsuitable for its intended use. If it has been contaminated, it may be possible to reclaim the product by filtration, distillation or some other means. Shelf life considerations should also be applied in making decisions of this type. Note that properties of a material may change in use, and recycling or reuse may not always be appropriate.</p> <ul style="list-style-type: none"> ▶ DO NOT allow wash water from cleaning or process equipment to enter drains. ▶ It may be necessary to collect all wash water for treatment before disposal. ▶ In all cases disposal to sewer may be subject to local laws and regulations and these should be considered first. ▶ Where in doubt contact the responsible authority. ▶ Recycle wherever possible or consult manufacturer for recycling options. ▶ Consult State Land Waste Authority for disposal. ▶ Bury or incinerate residue at an approved site. ▶ Recycle containers if possible, or dispose of in an authorised landfill.
-------------------------------------	---

SECTION 14 Transport information

Labels Required

Marine Pollutant	NO
HAZCHEM	Not Applicable

Land transport (ADG): NOT REGULATED FOR TRANSPORT OF DANGEROUS GOODS

Air transport (ICAO-IATA / DGR): NOT REGULATED FOR TRANSPORT OF DANGEROUS GOODS

Sea transport (IMDG-Code / GGVSee): NOT REGULATED FOR TRANSPORT OF DANGEROUS GOODS

Transport in bulk according to Annex II of MARPOL and the IBC code

Not Applicable

Transport in bulk in accordance with MARPOL Annex V and the IMSBC Code

Product name	Group
ethyl cyanoacrylate	Not Available

Transport in bulk in accordance with the IGC Code

Product name	Ship Type
ethyl cyanoacrylate	Not Available

SECTION 15 Regulatory information

Safety, health and environmental regulations / legislation specific for the substance or mixture

ethyl cyanoacrylate is found on the following regulatory lists

Australia Hazardous Chemical Information System (HCIS) - Hazardous Chemicals

Australian Inventory of Industrial Chemicals (AIIC)

Australia Standard for the Uniform Scheduling of Medicines and Poisons (SUSMP) - Schedule 5

National Inventory Status

National Inventory	Status
Australia - AIIC / Australia Non-Industrial Use	Yes
Canada - DSL	Yes
Canada - NDSL	No (ethyl cyanoacrylate)
China - IECSC	Yes
Europe - EINEC / ELINCS / NLP	Yes

Continued...

Bullet Bond Insta-Fix Adhesive

National Inventory	Status
Japan - ENCS	Yes
Korea - KECI	Yes
New Zealand - NZIoC	Yes
Philippines - PICCS	Yes
USA - TSCA	Yes
Taiwan - TCSI	Yes
Mexico - INSQ	Yes
Vietnam - NCI	Yes
Russia - FBEPH	Yes

Legend: Yes = All CAS declared ingredients are on the inventory
No = One or more of the CAS listed ingredients are not on the inventory. These ingredients may be exempt or will require registration.

SECTION 16 Other information

Revision Date	20/03/2023
Initial Date	20/03/2023

Other information

Classification of the preparation and its individual components has drawn on official and authoritative sources as well as independent review by the Chemwatch Classification committee using available literature references.

The SDS is a Hazard Communication tool and should be used to assist in the Risk Assessment. Many factors determine whether the reported Hazards are Risks in the workplace or other settings. Risks may be determined by reference to Exposures Scenarios. Scale of use, frequency of use and current or available engineering controls must be considered.

Definitions and abbreviations

PC—TWA: Permissible Concentration-Time Weighted Average
 PC—STEL: Permissible Concentration-Short Term Exposure Limit
 IARC: International Agency for Research on Cancer
 ACGIH: American Conference of Governmental Industrial Hygienists
 STEL: Short Term Exposure Limit
 TEEL: Temporary Emergency Exposure Limit.
 IDLH: Immediately Dangerous to Life or Health Concentrations
 ES: Exposure Standard
 OSF: Odour Safety Factor
 NOAEL :No Observed Adverse Effect Level
 LOAEL: Lowest Observed Adverse Effect Level
 TLV: Threshold Limit Value
 LOD: Limit Of Detection
 OTV: Odour Threshold Value
 BCF: BioConcentration Factors
 BEI: Biological Exposure Index
 AIIC: Australian Inventory of Industrial Chemicals
 DSL: Domestic Substances List
 NDSL: Non-Domestic Substances List
 IECSC: Inventory of Existing Chemical Substance in China
 EINECS: European INventory of Existing Commercial chemical Substances
 ELINCS: European List of Notified Chemical Substances
 NLP: No-Longer Polymers
 ENCS: Existing and New Chemical Substances Inventory
 KECI: Korea Existing Chemicals Inventory
 NZIoC: New Zealand Inventory of Chemicals
 PICCS: Philippine Inventory of Chemicals and Chemical Substances
 TSCA: Toxic Substances Control Act
 TCSI: Taiwan Chemical Substance Inventory
 INSQ: Inventario Nacional de Sustancias Químicas
 NCI: National Chemical Inventory
 FBEPH: Russian Register of Potentially Hazardous Chemical and Biological Substances

Powered by AuthorITe, from Chemwatch.