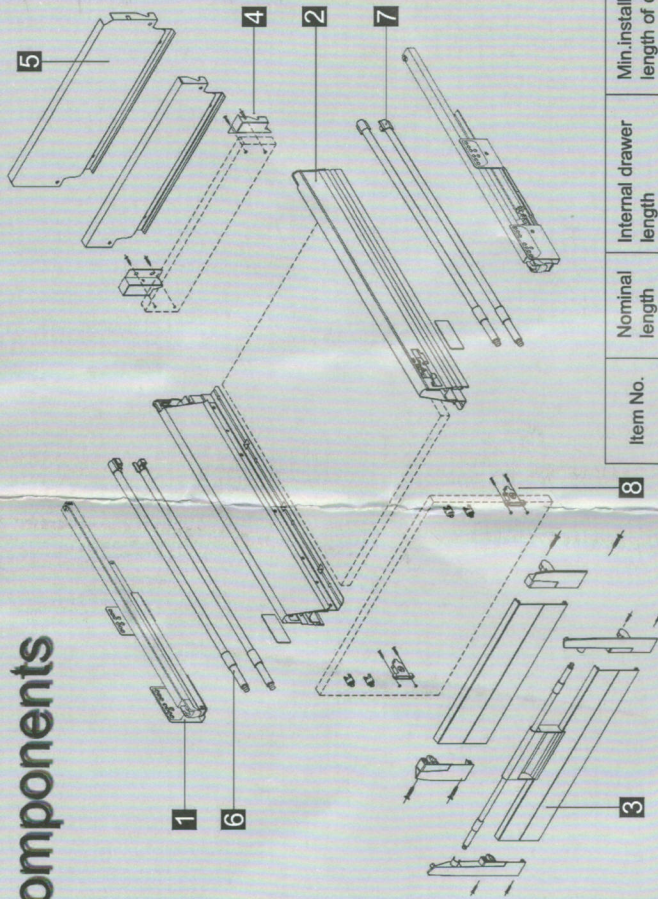


Components

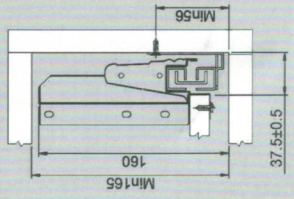


- 1. Cabinet profiles: (L/R)
- 2. Drawer profiles: (L/R)
- 3. Front panel
- 4. Rear connecting bracket
- 5. Metal drawer back
- 6. Gallery tube
- 7. Middle tube
- 8. Front fixing brackets

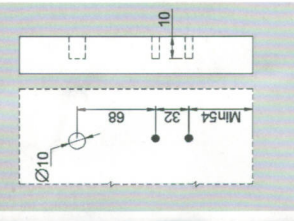
| Item No. | Nominal length | Internal drawer length | Min. installation length of drawer |
|-----------|----------------|------------------------|------------------------------------|
| 908SH-270 | 270mm | 244mm | 280mm |
| 908SH-300 | 300mm | 274mm | 310mm |
| 908SH-350 | 350mm | 324mm | 360mm |
| 908SH-400 | 400mm | 374mm | 410mm |
| 908SH-450 | 450mm | 424mm | 460mm |
| 908SH-500 | 500mm | 474mm | 510mm |
| 908SH-550 | 550mm | 524mm | 560mm |

A140 Installation dimensions

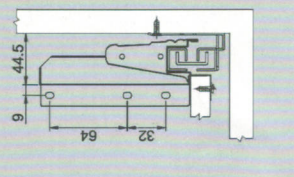
Assembling dimensions of cabinet



Drilling hole size on drawer front

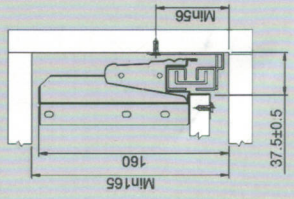


Drawer back

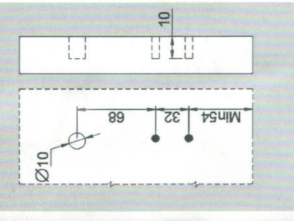


A164 Installation dimensions

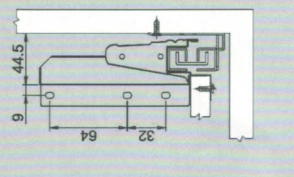
Assembling dimensions of cabinet



Drilling hole size on drawer front

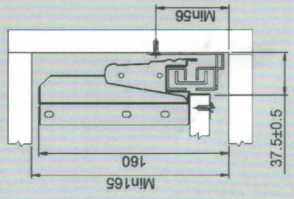


Drawer back

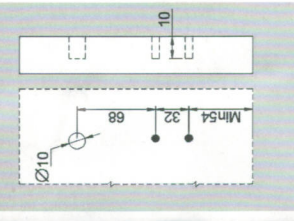


A204 Installation dimensions

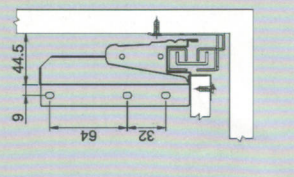
Assembling dimensions of cabinet



Drilling hole size on drawer front

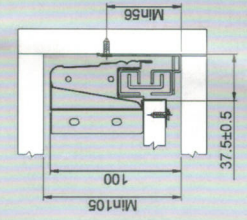


Drawer back

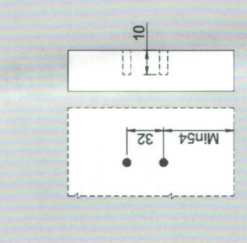


A86 Installation dimensions

Assembling dimensions of cabinet



Drilling hole size on drawer front



Drawer back

